



Determinate Plus/CCB Quarterly Report

SEPTEMBER 30, 2008

CCB Offenders

- Table of Contents
- Introduction
- Note to readers-for September 30,2008 Report
 - The source of data for the ISRB quarterly reports is the Department of Corrections electronic offender files. In August, 2008 the Department of Corrections migrated the majority of their records to an improved system. However, due to differences between the new and old systems, and phase in of the new system, certain data elements are not currently available.
 - Some tables have not been updated at all since June 2008. Some tables have a higher level than normal of missing data. Some tables contain new data elements, and these may change over time.
 - Use the contact information at the end of the report, if you have questions you would like answered.

CCB Offenders

INTRODUCTION

Determinate-Plus (CCB) sentences are given to certain sex offenders who commit crimes on or after September 1, 2001 (RCW 9.94A.712). The sentencing Judge sets a minimum term of confinement for the sentence. The maximum term is the statutory maximum for the specific offense. After prison, offenders with CCB sentences must serve on community custody until the end of the maximum term.

CCB offenders may be released from prison once they serve the minimum term. The decision to release the offender, or keep the offender in prison longer, is made by the Indeterminate Sentence Review Board (RCW 9.95.420). That decision is made after a release hearing. This is part of a process where the Indeterminate Sentence Review Board (Board):

- Gathers and reviews information about the crime and the offender.
- Meets with the offender and listens to what that person has to say.
- Determines if the offender is more likely than not to commit another sex offense if released.

If the offender is found not-releasable, the Board sets a new minimum term. The time added can not be more than 5 years. The offender will have another hearing at the end of the new minimum term. Sometimes, if the offender completes in-prison sex offender treatment, the Board holds a hearing before the new minimum term is up.

If the offender is releasable, that person transfers to community custody. Offenders in the community are supervised by the Department of Corrections. The offender must obey rules of supervision. Separate rules may be set by the Board, the sentencing Court, or the Department of Corrections.

If a CCB offender breaks any of the community custody rules, the Board is notified by Department of Corrections' staff. The circumstances of the situation are investigated by the Board. The Board may revoke community custody supervision in response to a violation by an offender. When an offender is returned to prison, the Board sets another new minimum prison term.

This report contains facts about offenders who have gotten CCB sentences. A companion report about PRE-July1, 1984 indeterminate sentence offenders is also compiled by the Board.

CCB Offenders

TABLE P-A
CCB INMATES
SENTENCING GROUP BY RACE AND HISPANIC ORIGIN
AS OF SEP 30, 2008

GROUP	TOTAL	RACE											
		WHITE		BLACK		N.A. INDIAN		ASIAN/ P.I.		OTHER		UNKN OWN	
		N	%	N	%	N	%	N	%	N	%	N	%
TOTAL	1362	1113	81.7	142	10.4	39	2.9	41	3	15	1.1	12	0.9
FIRST NON-PERSISTENT CRIME	1146	944	82.4	108	9.4	35	3.1	37	3.2	12	1	10	0.9
SEXUAL MOTIVATION	93	75	80.6	13	14	.	.	1	1.1	2	2.2	2	2.2
PREVIOUS SEX OFFENSE	64	54	84.4	7	10.9	2	3.1	1	1.6
MISSING	59	40	67.8	14	23.7	2	3.4	2	3.4	1	1.7	.	.

HISPANIC ORIGIN			
NON-HISPANIC		HISPANIC	
N	%	N	%
1162	85.3	200	14.7
963	84	183	16
81	87.1	12	12.9
61	95.3	3	4.7
57	96.6	2	3.4

NOTE: Sentencing Group will replace CRIME while the data source for this table is being enhanced.

CCB Offenders

**TABLE P-B
CCB INMATES
COUNTY OF CONVICTION BY MOST SERIOUS SEX CRIME
AS OF JUN 30, 2008**

COUNTY OF CONVICTION	TOTAL	CRIME TYPE																					
		OTHER FELONY		RAPE OF CHILD 1		RAPE 1		RAPE 2		RAPE OTHER		RAPE OF CHILD 2		CHILD MOLESTATION 1		IND LIBERTIES		NV SEX, CHILD		OTHER SEX CRIME		PUBLIC NUISANCE SEX	
		N	%	N	%	N	%	N	%	N	%	N	%	N	%	N	%	N	%	N	%	N	%
TOTAL	1294	9	0.7	289	22.3	80	6.2	134	10.4	5	0.4	226	17.5	368	28.4	40	3.1	40	3.1	102	7.9	1	0.1
ADAMS	8			1	12.5	1	12.5					2	25	3	37.5	1	12.5						
ASOTIN	10			4	40							1	10	4	40	1	10						
BENTON	42			12	28.6			4	9.5			12	28.6	12	28.6	2	4.8						
CHELAN	7			1	14.3									2	28.6					4	57.1		
CLALLAM	17			5	29.4			1	5.9			5	29.4	5	29.4			1	5.9				
CLARK	138			37	26.8	2	1.4	4	2.9			30	21.7	44	31.9	2	1.4	4	2.9	15	10.9		
COWLITZ	40			10	25	4	10	1	2.5			6	15	14	35	1	2.5	2	5	2	5		
DOUGLAS	8			1	12.5	1	12.5	1	12.5			3	37.5	2	25								
FERRY	2			1	50					1	50												
FRANKLIN	13			3	23.1	2	15.4					3	23.1	5	38.5								
GRANT	25			6	24	1	4	2	8			2	8	13	52					1	4		
GRAYS HARBOR	33			4	12.1			4	12.1			13	39.4	7	21.2	1	3	3	9.1	1	3		
ISLAND	8			1	12.5	1	12.5					2	25	4	50								
JEFFERSON	4											1	25	2	50	1	25						
KING	255	3	1.2	52	20.4	24	9.4	44	17.3	2	0.8	31	12.2	62	24.3	13	5.1	4	1.6	20	7.8		
KITSAP	74			14	18.9	4	5.4	7	9.5	1	1.4	5	6.8	34	45.9	2	2.7	3	4.1	4	5.4		
KITTITAS	1															1	100						
KLICKITAT	9			4	44.4	2	22.2					2	22.2							1	11.1		
LEWIS	40			8	20			3	7.5			8	20	13	32.5	3	7.5	2	5	3	7.5		
LINCOLN	2											1	50	1	50								
MASON	17			2	11.8	1	5.9	2	11.8			1	5.9	8	47.1	2	11.8	1	5.9				
OKANOGAN	8			3	37.5	1	12.5	1	12.5					3	37.5								
PACIFIC	3			1	33.3							1	33.3	1	33.3								
PEND OREILLE	2					1	50					1	50										
PIERCE	160	1	0.6	40	25	15	9.4	12	7.5			31	19.4	33	20.6	3	1.9	1	0.6	23	14.4	1	0.6
SAN JUAN	1							1	100														
SKAGIT	22			5	22.7			3	13.6			5	22.7	6	27.3					3	13.6		
SKAMANIA	7			1	14.3			2	28.6			1	14.3	2	28.6					1	14.3		
SNOHOMISH	131	1	0.8	24	18.3	8	6.1	8	6.1			32	24.4	45	34.4	1	0.8	6	4.6	6	4.6		
SPOKANE	80	3	3.8	12	15	7	8.8	16	20			10	12.5	9	11.3	2	2.5	10	12.5	11	13.8		
STEVENS	12			4	33.3	1	8.3	1	8.3			2	16.7	4	33.3								
THURSTON	45			14	31.1			6	13.3			4	8.9	14	31.1	2	4.4	2	4.4	3	6.7		
WAHKIAKUM	1															1	100						
WALLA WALLA	6			2	33.3			2	33.3			1	16.7	1	16.7								
WHATCOM	36	1	2.8	10	27.8	2	5.6	5	13.9			6	16.7	8	22.2	1	2.8			3	8.3		
WHITMAN	4					1	25			1	25	2	50										
YAKIMA	23			7	30.4	1	4.3	4	17.4			2	8.7	7	30.4			1	4.3	1	4.3		

NOTE: The Most Serious Sex Crime might not be the Most Serious Offense for which an offender is incarcerated. In the case of an offender serving concurrent Murder 1 and Rape 1 sentences, Murder 1 is the Most Serious Offense, while Rape 1 is the Most Serious Sex Crime. Offense information is missing for three inmates.

CCB Offenders

TABLE P-C
CCB INMATES
SENTENCING GROUP BY AGE
AS OF SEP 30, 2008

GROUP	TOTAL	AGE																					
		18 TO 20		21 TO 24		25 TO 29		30 TO 34		35 TO 39		40 TO 44		45 TO 49		50 TO 54		55 TO 59		60 TO 64		65 AND OVER	
			%		%		%		%		%		%		%		%		%		%		%
TOTAL	1362	25	1.8	163	12	200	14.7	183	13.4	222	16.3	179	13.1	153	11.2	87	6.4	63	4.6	42	3.1	45	3.3
FIRST NON-PERSISTENT CRIME	1146	21	1.8	136	11.9	157	13.7	156	13.6	190	16.6	145	12.7	131	11.4	77	6.7	52	4.5	38	3.3	43	3.8
SEXUAL MOTIVATION	93	4	4.3	19	20.4	21	22.6	15	16.1	15	16.1	7	7.5	5	5.4	1	1.1	4	4.3	1	1.1	1	1.1
PREVIOUS SEX OFFENSE	64	.	.	6	9.4	9	14.1	4	6.3	9	14.1	16	25	8	12.5	6	9.4	3	4.7	2	3.1	1	1.6
MISSING	59	.	.	2	3.4	13	22	8	13.6	8	13.6	11	18.6	9	15.3	3	5.1	4	6.8	1	1.7	.	.

NOTE: Sentencing Group will replace VIOLENT CRIME while the data source for this table is being enhanced.

CCB Offenders

**TABLE P-D
CCB INMATES
MOST SERIOUS SEX CRIME BY SENTENCING GROUP
AS OF JUN 30, 2008**

CRIME	TOTAL	GROUP					
		FIRST NON-PERSISTENT CRIME		SEXUAL MOTIVATION		PREVIOUS SEX OFFENSE	
		N	%	N	%	N	%
TOTAL	1294	1139	88	86	6.6	69	5.3
OTHER FELONY	9	8	88.9	.	.	1	11.1
RAPE OF CHILD 1	289	289	100
RAPE 1	80	80	100
RAPE 2	134	134	100
RAPE OTHER	5	5	100
RAPE OF CHILD 2	226	226	100
CHILD MOLESTATION 1	368	368	100
INDECENT LIBERTIES	40	34	85	.	.	6	15
NV SEX, CHILD	40	40	100
OTHER SEX CRIME	102	.	.	86	84.3	16	15.7
PUBLIC NUISANCE SEX	1	1	100

NOTE: The definitions for the Determinate-Plus Sentencing Groups are contained in RCW 9.94A.712(3)(4)(5). There is also information available on the Indeterminate Sentence Review Board website www.srb.wa.gov. Offense information is missing for three inmates.

CCB Offenders

**TABLE P-E
CCB INMATES
TIME LEFT UNTIL THE EARLIEST POSSIBLE RELEASE DATE BY CURRENT CUSTODY
AS OF SEP 30, 2008**

TIME TO ERD	TOTAL	CURRENT CUSTODY													
		CLO		MAX		MED		MI1		MI2		MI3		MISSING	
		N	%	N	%	N	%	N	%	N	%	N	%	N	%
TOTAL	1326	106	8	18	1.4	237	17.9	3	0.2	17	1.3	909	68.6	36	2.7
PAST RELEASE	28	7	25	.	.	2	7.1	1	3.6	1	3.6	15	53.6	2	7.1
LESS THAN 1YR	121	1	0.8	1	0.8	5	4.1	113	93.4	1	0.8
LESS THAN 3YR	278	12	4.3	5	1.8	31	11.2	1	0.4	10	3.6	208	74.8	11	4
LESS THAN 10YR	681	49	7.2	10	1.5	155	22.8	.	.	5	0.7	455	66.8	7	1
OVER 10YR	218	37	17	2	0.9	44	20.2	1	0.5	1	0.5	118	54.1	15	6.9

NOTE: The time left until Earliest Possible Release Date (ERD) is calculated by subtracting end-of-the-month date from the current ERD.
Offenders with ERDs prior to the end of the current month are considered Past Release.
Current Custody categories are based on Prison Custody Classification codes, with categories less than MI3 combined into MIN.

CCB Offenders

TABLE P-F
CCB INMATES
CURRENT LOCATION BY CURRENT CUSTODY
AS OF JUN 30, 2008

CURRENT LOCATION	TOTAL	CURRENT CUSTODY									
		CLO		MAX		MED		MI3		MIN	
		N	%	N	%	N	%	N	%	N	%
TOTAL	1297	130	10	17	1.3	231	17.8	907	69.9	12	0.9
OUT OF STATE	2	1	50	1	50	.	.
FLORENCE CC AZ	23	2	8.7	.	.	5	21.7	15	65.2	1	4.3
MYSTERY CC AZ	30	5	16.7	.	.	4	13.3	20	66.7	1	3.3
CBCC	27	17	63	.	.	4	14.8	5	18.5	1	3.7
CBCC MED	40	31	77.5	9	22.5	.	.
CBCC IMU	2	.	.	2	100
WCC REC	43	27	62.8	.	.	10	23.3	6	14	.	.
MCC-WSR	49	26	53.1	.	.	4	8.2	19	38.8	.	.
MCC-TRU	176	9	5.1	166	94.3	1	0.6
MCC- IMU	9	2	22.2	3	33.3	3	33.3	1	11.1	.	.
MCC-SOC	34	1	2.9	3	8.8	5	14.7	25	73.5	.	.
WSP	71	33	46.5	.	.	13	18.3	24	33.8	1	1.4
WSP MED	18	7	38.9	11	61.1	.	.
WSP IMU	14	5	35.7	6	42.9	2	14.3	1	7.1	.	.
WCC WOMEN	8	5	62.5	3	37.5	.	.
WCC TRNG	82	32	39	50	61	.	.
WCC IMU	5	4	80	.	.	1	20
WCC HOS	1	1	100
MICC	98	1	1	97	99	.	.
MICC MIN	1	1	100
MICC IMU	2	2	100	.	.
PRAIRIE MN	94	5	5.3	89	94.7	.	.
OKA	44	7	15.9	.	.	11	25	26	59.1	.	.
AIRWAY HTS MED	216	40	18.5	175	81	1	0.5
STAFFORD CRK CC	198	1	0.5	.	.	37	18.7	160	80.8	.	.
SCCC IMU	5	.	.	3	60	.	.	2	40	.	.
AHTANUM VIEW CC	5	5	100

NOTE: Current Custody categories are based on Prison Custody Classification codes, with categories lower than MI3 are grouped into MIN.

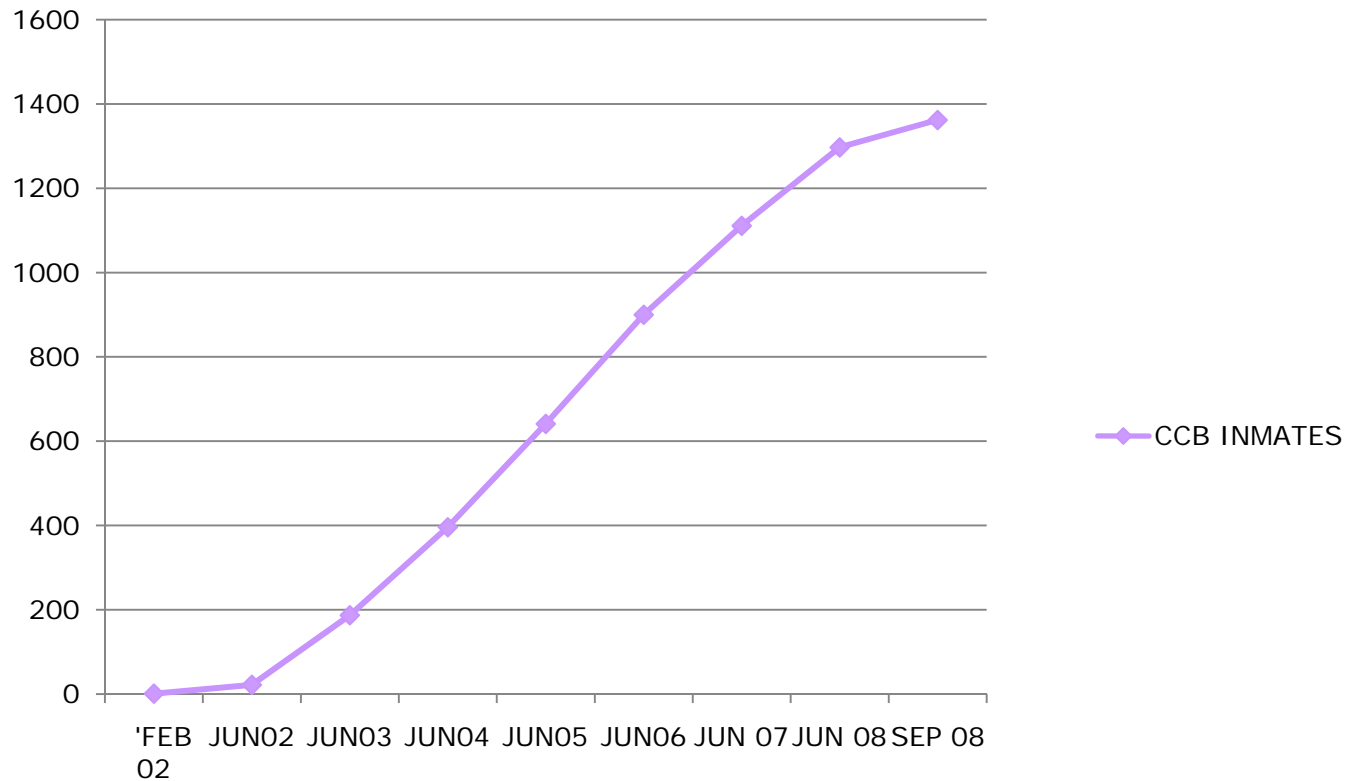
CCB Offenders

TABLE P-G
CCB INMATES
TIME LEFT UNTIL THE EARLIEST POSSIBLE RELEASE DATE SEX OFFENDER TREATMENT PROGRAM STATUS
AS OF SEP 30, 2008

TIME TO ERD	TOTAL	STATUS															
		COMPLETED		NOW IN PROGRAM		WAITING PROGRAM		NEEDS PRIORITY		LOW PRIORITY		ISSUES TO RESOLVE		DECLINED PROGRAM		TERMINATED PROGRAM	
		N	%	N	%	N	%	N	%	N	%	N	%	N	%	N	%
TOTAL	1295	60	4.6	74	5.7	103	8	955	73.7	29	2.2	42	3.2	26	2	6	0.5
PAST RELEASE	35	18	51.4	2	5.7	.	.	4	11.4	1	2.9	6	17.1	3	8.6	1	2.9
LESS THAN 1YR	142	27	19	52	36.6	13	9.2	14	9.9	8	5.6	17	12	9	6.3	2	1.4
LESS THAN 3YR	262	12	4.6	19	7.3	50	19.1	143	54.6	13	5	11	4.2	11	4.2	3	1.1
LESS THAN 10YR	651	2	0.3	1	0.2	37	5.7	597	91.7	7	1.1	4	0.6	3	0.5	.	.
OVER 10 YR	205	1	0.5	.	.	3	1.5	197	96.1	.	.	4	2

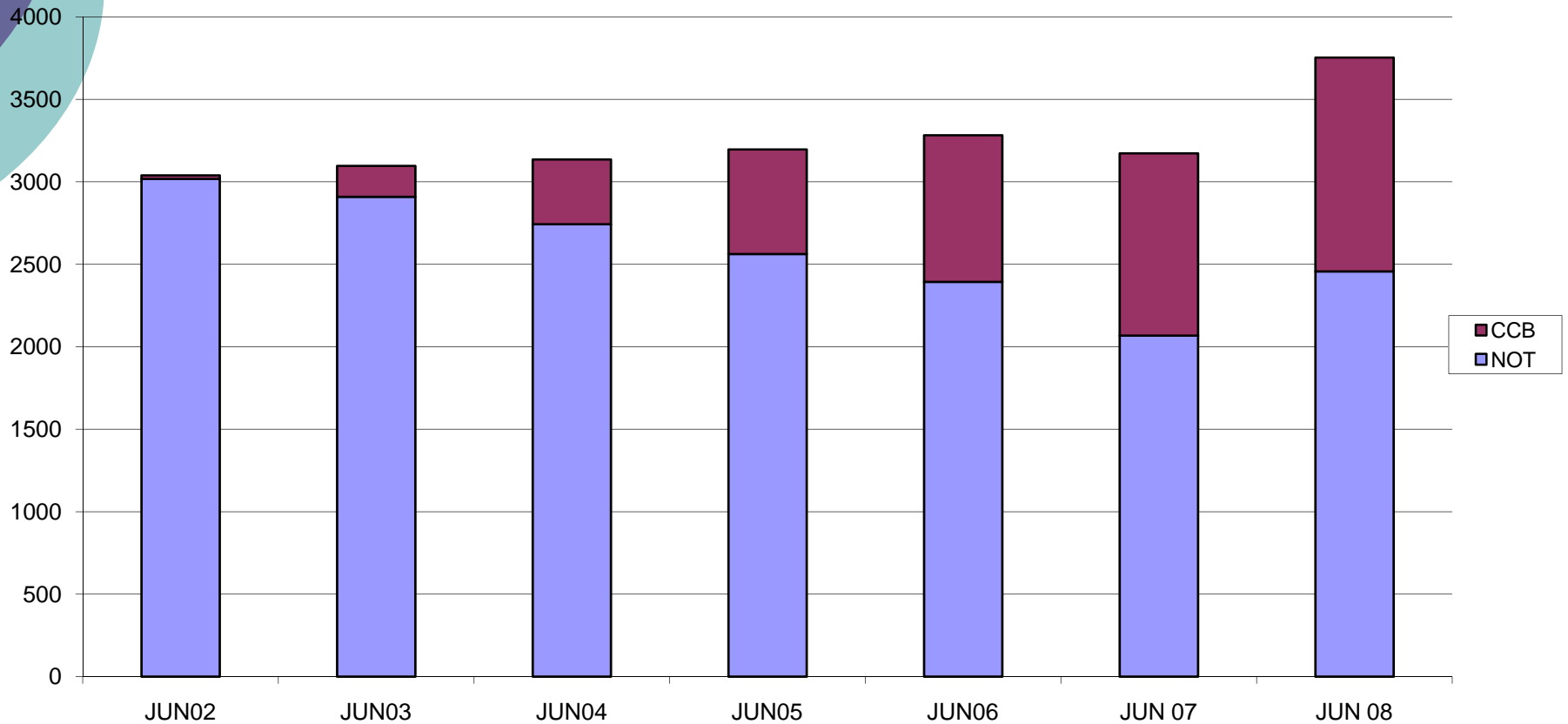
NOTE: The the Sex Offender Treatment Program Status groupings are presented here for discussion. These may change over time.
The time left until Earliest Possible Release Date (ERD) is calculated by subtracting end-of-the-month date from the current ERD.
Offenders with ERDs prior to the end of the current month are considered Past Release.

CCB Offenders



CCB Offenders

**CCB INMATES vs ALL OTHER SEX OFFENDERS IN PRISON
SELECTED MONTHS**



CCB Offenders

**TABLE H-A
CCB HEARINGS HELD BY THE ISRB
HEARINGS PER FISCAL YEAR BY TYPE
AS OF SEP 30, 2008**

HEARING TYPE	TOTAL	FY															
		FY 02		FY 03		FY 04		FY 05		FY 06		FY 07		FY 08		FY 09	
			%		%		%		%		%		%		%		%
TOTAL	497	1	0.2	10	2	28	5.6	44	8.9	65	13.1	120	24.1	172	34.6	57	11.5
1ST 420/CCB REL HRG	318	1	0.3	10	3.1	20	6.3	29	9.1	42	13.2	83	26.1	96	30.2	37	11.6
2ND 420/CCB REL HRG	119	7	5.9	10	8.4	14	11.8	23	19.3	55	46.2	10	8.4
3RD 420/CCB REL HRG	46	1	2.2	5	10.9	7	15.2	9	19.6	16	34.8	8	17.4
4TH 420/CCB REL HRG	12	2	16.7	5	41.7	4	33.3	1	8.3
5TH 420/CCB REL HRG	2	1	50	1	50

NOTE: “.420” (RCW 9.95.420) hearings, also known as CCB Release Hearings, held in the institutions, take place to determine whether an offender with a Determinate-Plus/6151 sentence is releasable. Denial of release and setting an additional term of up to 24 months must be based upon a finding by the Indeterminate Sentencing Review Board (ISRB) that a preponderance of evidence indicates the inmate is more likely than not to commit sex offenses if released on conditions.

In the event an inmate is found releasable, upon receipt of an acceptable release plan, recommended conditions and an

CCB Offenders

**TABLE H-B
CCB HEARING DECISIONS BY THE ISRB
HEARING TYPE BY BOARD DECISION
AS OF SEP 30, 2008**

HEARING TYPE	TOTAL	DECISION			
		NOT - RELEASABLE		RELEASABLE	
		N	%	N	%
TOTAL	417	256	61.4	161	38.6
1ST 420/CCB REL HRG	270	161	59.6	109	40.4
2ND 420/CCB REL HRG	104	59	56.7	45	43.3
3RD 420/CCB REL HRG	30	26	86.7	4	13.3
4TH 420/CCB REL HRG	12	9	75	3	25
5TH 420/CCB REL HRG	1	1	100	.	.

CCB Offenders

**TABLE H-C
CCB HEARING DECISIONS BY THE ISRB
SEX OFFENDER RISK BY MOST RECENT BOARD HEARING
AS OF SEP 30, 2008**

SEX OFFENDER RISK	TOTAL	DECISION							
		NOT RELEASABLE		RELEASABLE		CONTINUED		DECISION PENDING	
		N	%	N	%	N	%	N	%
TOTAL	288	83	28.8	145	50.3	30	10.4	30	10.4
1 HIGH	69	37	53.6	11	15.9	13	18.8	8	11.6
2 HIGHM	60	19	31.7	27	45	5	8.3	9	15
3 LOWM	89	18	20.2	54	60.7	9	10.1	8	9
4 LOW	25	1	4	20	80	1	4	3	12
MISSING	45	8	17.8	33	73.3	2	4.4	2	4.4

NOTE: Sex Offender Risk categories are derived from actuarial risk assessments conducted by the Department of Corrections. Scores from up to three separate instruments were used for the derived category. The 288 offenders with data displayed in this table account for 497 recorded hearings--as seen in Tables H-A

CCB Offenders

TABLE R-A
CCB OFFENDERS RELEASED AFTER PRISON STAY
LENGTH OF STAY WHILE IN PRISON, BY MAXIMUM SENTENCE LENGTH
AS OF SEP 30, 2008

MAXIMUM SENTENCE LENGTH	TOTAL N	MONTHS						AVERAGE STAY in MONTHS
		00 TO 11 N	12 TO 23 N	24 TO 35 N	36 TO 47 N	48 TO 59 N	60 PLUS N	
TOTAL	132	26	23	20	25	26	12	33.8
5 YEAR	13	1		4	2	6		43.3
10 YR	9	1	2	2	1	3		34.3
LIFE	110	24	21	14	22	17	12	32.7

NOTE: CCB releases, for the purposes of this report, are offenders who have been released to Community Custody or have reached the maximum sentence date while in prison are considered as having been released.

CCB Offenders

**TABLE R-B
CCB OFFENDERS RELEASED AFTER PRISON STAY
LENGTH OF STAY WHILE IN PRISON, BY SENTENCING GROUP
AS OF SEP 30, 2008**

SENTENCING GROUP	TOTAL	MONTHS						AVERAGE STAY in MONTHS
		00 TO 11	12 TO 23	24 TO 35	36 TO 47	48 TO 59	60 PLUS	
	N	N	N	N	N	N	N	
TOTAL	132	26	23	20	25	26	12	33.8
FIRST NON-PERSISTENT CRIME	56	.	1	8	17	19	11	48.4
SEXUAL MOTIVATION	63	25	22	9	6	.	1	18.6
PREVIOUS SEX OFFENSE	13	1	.	3	2	7	.	44.7

NOTE: CCB releases, for the purposes of this report, are offenders who have been released to Community Custody or have reached the maximum sentence date while in prison are considered as having been released.

CCB Offenders

**TABLE R-C
CCB OFFENDERS RELEASED AFTER PRISON STAY
SEX OFFENDER RISK BY, SEX OFFENDER TREATMENT STATUS
AS OF SEP 30, 2008**

SEX OFFENDER RISK	TOTAL	TREATMENT STATUS							
		COMPLETED		DECLINED		DID NOT ENTER		TERMINATED	
		N	%	N	%	N	%	N	%
TOTAL	130	31	23.8	24	18.5	74	56.9	1	0.8
1 HIGH	14	3	21.4	3	21.4	7	50	1	7.1
2 HIGHM	22	9	40.9	3	13.6	10	45.5	.	.
3 LOWM	45	12	26.7	8	17.8	25	55.6	.	.
4 LOW	18	5	27.8	3	16.7	10	55.6	.	.
MISSING	31	2	6.5	7	22.6	22	71	.	.

NOTE: CCB releases, for the purposes of this report, are offenders who have been released to Community Custody or have reached the maximum sentence date while in prison have have been released.

Sex Offender Risk categories are derived from actuarial risk assessments conducted by the Department of Corrections. Scores from up to three separate instruments were used for the derived category.

The Treatment Status DID NOT ENTER includes offenders who were found to be low priority for treatment, as well as offenders who did not have a treatment priority established prior to release.

CCB Offenders

TABLE R-D
CCB OFFENDERS RELEASED AFTER PRISON STAY
CURRENT STATUS
AS OF SEP 30, 2008

CURRENT STATUS	TOTAL	FISCAL YEAR OF RELEASE													
		2003		2004		2005		2006		2007		2008		2009	
			%		%		%		%		%		%		%
TOTAL	130	1	0.8	5	3.8	7	5.4	23	17.7	42	32.3	41	31.5	11	8.5
FIELD SUPERVISION	105	1	1	4	3.8	6	5.7	17	16.2	31	29.5	35	33.3	11	10.5
IN PRISON	11	1	9.1	3	27.3	6	54.5	1	9.1	.	.
PAST MAXIMUM	8	1	12.5	2	25	5	62.5	.	.
SPECIAL SUP	6	.	.	1	16.7	.	.	2	33.3	3	50

CCB Offenders

TABLE C-A
CCB OFFENDERS BEING SUPERVISED
RCW BY RACE AND HISPANIC ORIGIN
AS OF SEP 30, 2008

REVISED CODE OF WASHINGTON (RCW)	TOTAL	RACE											
		WHITE		BLACK		N.A. INDIAN		ASIAN/P.I.		OTHER		UNKNOWN	
		N	%	N	%	N	%	N	%	N	%	N	%
TOTAL	106	82	77.4	12	11.3	1	0.9	2	1.9	7	6.6	2	1.9
Assault 2 with Sexual Motivation	39	27	69.2	7	17.9	.	.	1	2.6	3	7.7	1	2.6
Attempted Assault 2/ Sexual Motivation	3	.	.	2	66.7	1	33.3	.	.
Burglary 1/ Sexual Motivation	5	3	60	1	20	.	.	1	20
Child Molestation 1	41	36	87.8	1	2.4	1	2.4	.	.	3	7.3	.	.
Child Molestation 2	1	1	100
Indecent Liberties/ Forcible Compulsion	5	5	100
Kidnapping 1	2	1	50	1	50
Kidnapping 2	2	2	100
Rape 2	4	4	100
Rape of a Child 1	1	1	100
Rape of a Child 2	3	2	66.7	1	33.3

HISPANIC ORIGIN			
HISPANIC		NON-HISPANIC	
N	%	N	%
73	68.9	33	31.1
28	71.8	11	28.2
2	66.7	1	33.3
4	80	1	20
28	68.3	13	31.7
1	100	.	.
3	60	2	40
2	100	.	.
1	50	1	50
2	50	2	50
1	100	.	.
1	33.3	2	66.7

CCB Offenders

TABLE C-B
CCB OFFENDERS BEING SUPERVISED
COUNTY OF SUPERVISION BY CRIME
AS OF JUN 30, 2008

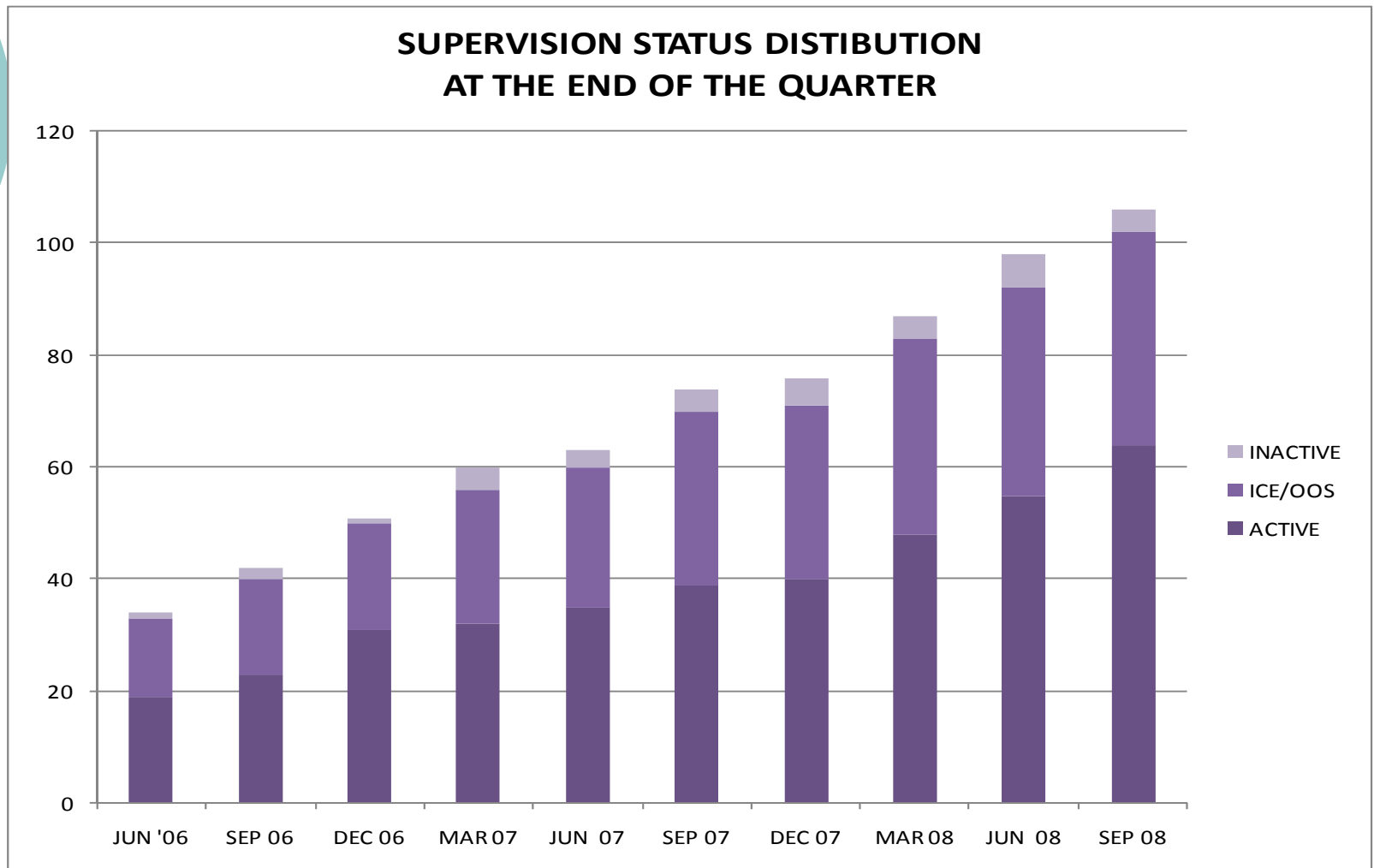
COUNTY OF SUPERVISION	TOTAL	CRIME													
		RAPE OF CHILD 1		RAPE 2		RAPE OF CHILD 2		CHILD MOLESTATION 1		IND LIBERTIES		NV SEX, CHILD		OTHER SEX CRIME	
		N	%	N	%	N	%	N	%	N	%	N	%	N	%
TOTAL	98	2	2	3	3.1	2	2	34	34.7	4	4.1	1	1	52	53
CLARK	3	1	33.3	2	66.7
COWLITZ	2	2	100
GRANT	1	1	100
KING	58	2	3.4	2	3.4	2	3.4	20	34.5	4	6.9	1	1.7	27	45.5
KITSAP	1	1	100
KITTITAS	1	1	100
LEWIS	2	1	50	1	50
OKANOGAN	1	1	100
PACIFIC	1	1	100
PIERCE	7	1	14.3	6	85.7
SNOHOMISH	8	4	50	4	50
SPOKANE	8	.	.	1	12.5	.	.	3	37.5	4	50
THURSTON	1	1	100
YAKIMA	4	2	50	2	50

CCB Offenders

TABLE C-C
CCB OFFENDERS BEING SUPERVISED
COUNTY OF SUPERVISION BY SUPERVISION STATUS
AS OF SEP 30, 2008

COUNTY OF SUPERVISION	TOTAL	SUPERVISION STATUS									
		INS CUSTODY		DEPORTED		ACTIVE-FLD		INACTIVE		OOS	
		N	%	N	%	N	%	N	%	N	%
TOTAL	106	17	16	21	20	64	60	2	2	2	2
County of Supervision is not available.	

CCB Offenders



CCB Offenders

TABLE C-D
CCB OFFENDERS BEING SUPERVISED
OFFENDER SEX BY AGE
AS OF SEP 30, 2008

SEX	TOTAL	AGE																			
		21 TO 24		25 TO 29		30 TO 34		35 TO 39		40 TO 44		45 TO 49		50 TO 54		55 TO 59		60 TO 64		65 AND OVER	
		N	%	N	%	N	%	N	%	N	%	N	%	N	%	N	%	N	%	N	%
TOTAL	106	9	8.5	24	22.6	15	14.2	17	16	16	15.1	13	12.3	4	3.8	5	4.7	1	0.9	2	1.9
MALE	104	9	8.7	23	22.1	15	14.4	17	16.3	15	14.4	13	12.5	4	3.8	5	4.8	1	1	2	1.9
FEMALE	2	.	.	1	50.	1	50.

CCB Offenders

TABLE C-E
CCB OFFENDERS BEING SUPERVISED
SEX OFFENDER TREATMENT REQUIREMENTS
BY RISK CLASSIFICATION
AS OF SEP 30, 2008

SEX OFFENDER TREATMENT REQUIRED	TOTAL	RISK CLASSIFICATION									
		LOW		RMA		RMB		RMD		UNC	
		N	%	N	%	N	%	N	%	N	%
TOTAL	105	13	12.4	37	35.2	52	49.5	1	1	2	1.9
NO	20	1	5	7	35	11	55	1	5	.	.
YES	85	12	14.1	30	35.3	41	48.2	.	.	2	2.4



CCB Offenders

For Information contact:

R. Peggy Smith
Data, Planning and Research Administrator
Indeterminate Sentence Review Board
P.O. Box 40907
Olympia, WA 98504-0907
(360) 407-0670
rpsmith@doc1.wa.gov