



Determinate Plus/CCB Quarterly Report

MARCH 31, 2009

CCB Offenders

TABLE OF CONTENTS AND HIGHLIGHTS

INTRODUCTION

Background on Determinate-Plus/Community Custody Board (CCB) Sentences.

TABLES P-A through P-G

Tables displaying data related to CCB Sentenced Inmates.

GRAPH

End of Month Prison Population of Offenders with CCB Sentences.

GRAPH

Proportion of Inmates with Sex Offenses who have CCB Sentences.

TABLES H-A through H-C

Tables displaying data related to CCB Release Hearings held by the ISRB.

TABLE R-A through R-D

Tables displaying data related to CCB Offenders Released after serving prison sentence.

TABLES C-A through C-E

Tables displaying data related to CCB Offenders Being Supervised in the Community

GRAPH

Distribution of Supervision Status

CONTACT

NOTE TO READERS - for March 31, 2009 Report

The source of data for the ISRB quarterly reports is the Department of Corrections' electronic offender files. In August, 2008, the Department of Corrections migrated the majority of their records to an improved system. However, due to differences between the new and old systems, and the phase in of the new system, certain data elements are currently not complete.

Use the contact information at the end of this report, if you have questions you would like answered.

CCB Offenders

INTRODUCTION

Determinate-Plus (CCB) sentences are given to certain sex offenders who commit crimes on or after September 1, 2001 (RCW 9.94A.712). The sentencing Judge sets a minimum term of confinement for the sentence. The maximum term is the statutory maximum for the specific offense. After prison, offenders with CCB sentences must serve on community custody until the end of the maximum term.

CCB offenders may be released from prison once they serve the minimum term. The decision to release the offender, or keep the offender in prison longer, is made by the Indeterminate Sentence Review Board (RCW 9.95.420). That decision is made after a release hearing. This is part of a process where the Indeterminate Sentence Review Board (Board):

- Gathers and reviews information about the crime and the offender.
- Meets with the offender and listens to what that person has to say.
- Determines if the offender is more likely than not to commit another sex offense if released.

If the offender is found not-releasable, the Board sets a new minimum term. The time added can not be more than 5 years. The offender will have another hearing at the end of the new minimum term. Sometimes, if the offender completes in-prison sex offender treatment, the Board holds a hearing before the new minimum term is up.

If the offender is releasable, that person transfers to community custody. Offenders in the community are supervised by the Department of Corrections. The offender must obey rules of supervision. Separate rules may be set by the Board, the sentencing Court, or the Department of Corrections.

If a CCB offender breaks any of the community custody rules, the Board is notified by Department of Corrections' staff. The circumstances of the situation are investigated by the Board. The Board may revoke community custody supervision in response to a violation by an offender. When an offender is returned to prison, the Board sets another new minimum prison term.

This report contains facts about offenders who have gotten CCB sentences. A companion report about PRE-July1, 1984 indeterminate sentence offenders is also compiled by the Board.

CCB Offenders

**TABLE P-A
CCB INMATES
OFFENSE BY RACE AND HISPANIC ORIGIN
AS OF MAR 31, 2009**

OFFENSE	TOTAL	RACE											
		WHITE		BLACK		N.A. INDIAN		ASIAN/ P.I.		OTHER		UNKN OWN	
		N	%	N	%	N	%	N	%	N	%	N	%
TOTAL	1429	1171	81.9	150	10.5	39	2.7	41	2.9	16	1.1	12	0.8
RAPE OF CHILD 1	324	275	84.9	25	7.7	12	3.7	8	2.5	2	0.6	2	0.6
RAPE 1	80	49	61.3	24	30	1	1.3	2	2.5	4	5		
RAPE 2	136	93	68.4	30	22.1	7	5.1	5	3.7			1	0.7
RAPE OF CHILD 2	251	214	85.3	17	6.8	7	2.8	9	3.6	2	0.8	2	0.8
CHILD MOLESTATION 1	420	371	88.3	20	4.8	7	1.7	11	2.6	6	1.4	5	1.2
IND LIBERTIES	43	28	65.1	9	20.9	2	4.7	3	7	1	2.3		
NV SEX, CHILD	37	32	86.5	4	10.8	1	2.7						
OTHER SEX CRIME	9	7	77.8	1	11.1							1	11.1
PUBLIC NUISANCE SEX	5	5	100										
ROBBERY 1	1			1	100								
ASSAULT 1	3	1	33.3	2	66.7								
ASSAULT 2	64	49	76.6	10	15.6	2	3.1	1	1.6	1	1.6	1	1.6
VEHICULR ASSAULT	5	5	100										
ASSAULT OTHER	1			1	100								
KIDNAP 1	12	12	100										
KIDNAP 2	5	5	100										
BURGLARY 1	18	12	66.7	4	22.2			2	11.1				
BURGLARY 2	2	2	100										
OTHER FELONY	1	1	100										
MURDER 1	2	2	100										
MURDER 2	1	1	100										
OTHER PROPERTY	1			1	100								
UNKNOWN	8	7	87.5	1	12.5								

HISPANIC ORIGIN			
NON-HISPANIC		HISPANIC	
N	%	N	%
1237	86.6	192	13.4
286	88.3	38	11.7
66	82.5	14	17.5
109	80.1	27	19.9
213	84.9	38	15.1
361	86	59	14
42	97.7	1	2.3
35	94.6	2	5.4
9	100		
5	100		
1	100		
3	100		
60	93.8	4	6.3
4	80	1	20
1	100		
8	66.7	4	33.3
4	80	1	20
17	94.4	1	5.6
2	100		
1	100		
1	50	1	50
1	100		
1	100		
7	87.5	1	12.5

Note: Offense is missing for 12 offenders

CCB Offenders

**TABLE P-B
CCB INMATES
COUNTY OF CONVICTION BY SENTENCING GROUP
AS OF MAR 31, 2009**

COUNTY OF CONVICTION	TOTAL	GROUP					
		FIRST NON-PERSISTENT CRIME		SEXUAL MOTIVATION		PREVIOUS SEX OFFENSE	
		N	%	N	%	N	%
TOTAL	1404	1252	89.2	95	6.8	57	4.1
Adams	8	8	100
Ferry	2	2	100
Franklin	15	15	100
Grant	29	28	96.6	1	3.4	.	.
Grays Harbor	38	37	97.4	1	2.6	.	.
Island	13	11	84.6	.	.	2	15.4
Jefferson	4	4	100
King	282	251	89	20	7.1	11	3.9
Kitsap	73	63	86.3	3	4.1	7	9.6
Kittitas	3	3	100
Asotin	12	12	100
Klickitat	10	9	90	1	10	.	.
Lewis	45	41	91.1	2	4.4	2	4.4
Lincoln	2	2	100
Mason	21	20	95.2	.	.	1	4.8
Okanogan	9	9	100
Pacific	3	3	100
Pend Oreille	2	2	100
Pierce	174	142	81.6	24	13.8	8	4.6
San Juan	1	1	100
Skagit	25	22	88	3	12	.	.
Benton	45	45	100
Skamania	8	7	87.5	1	12.5	.	.
Snohomish	129	119	92.2	5	3.9	5	3.9
Spokane	84	70	83.3	9	10.7	5	6
Stevens	14	14	100
Thurston	46	44	95.7	1	2.2	1	2.2
Wahkiakum	1	1	100
Walla Walla	8	8	100
Whatcom	38	31	81.6	4	10.5	3	7.9
Whitman	3	2	66.7	.	.	1	33.3
Yakima	28	26	92.9	1	3.6	1	3.6
Chelan	7	3	42.9	4	57.1	.	.
Clallam	18	17	94.4	.	.	1	5.6
Clark	151	131	86.8	14	9.3	6	4
Cowlitz	43	39	90.7	1	2.3	3	7
Douglas	10	10	100

Note: County of Conviction is missing for several offenders

CCB Offenders

TABLE P-C
CCB INMATES
OFFENSE BY AGE
AS OF MAR 31, 2009

OFFENSE	TOTAL	AGE																					
		18 TO 20		21 TO 24		25 TO 29		30 TO 34		35 TO 39		40 TO 44		45 TO 49		50 TO 54		55 TO 59		60 TO 64		65 AND	
		N	%	N	%	N	%	N	%	N	%	N	%	N	%	N	%	N	%	N	%	N	%
TOTAL	1429	26	1.8	166	11.6	216	15.1	196	13.7	229	16	177	12.4	161	11.3	97	6.8	66	4.6	43	3	52	3.6
RAPE OF CHILD 1	324	8	2.5	33	10.2	31	9.6	56	17.3	58	17.9	40	12.3	39	12	16	4.9	18	5.6	11	3.4	14	4.3
RAPE 1	80	2	2.5	12	15	21	26.3	15	18.8	11	13.8	6	7.5	9	11.3	2	2.5	1	1.3	1	1.3		
RAPE 2	136	2	1.5	17	12.5	32	23.5	17	12.5	12	8.8	16	11.8	16	11.8	16	11.8	1	0.7	4	2.9	3	2.2
RAPE OF CHILD 2	251	2	0.8	50	19.9	42	16.7	31	12.4	37	14.7	33	13.1	32	12.7	12	4.8	7	2.8	4	1.6	1	0.4
CHILD MOLESTATION 1	420	6	1.4	27	6.4	47	11.2	47	11.2	80	19	52	12.4	45	10.7	41	9.8	24	5.7	21	5	30	7.1
IND LIBERTIES	43	1	2.3	5	11.6	6	14	8	18.6	4	9.3	5	11.6	5	11.6	4	9.3	3	7	1	2.3	1	2.3
NV SEX, CHILD	37			6	16.2	5	13.5	2	5.4	4	10.8	9	24.3	3	8.1	1	2.7	5	13.5	1	2.7	1	2.7
OTHER SEX CRIME	9	1	11.1	2	22.2	3	33.3									2	22.2	1	11.1				
PUBLIC NUISANCE SEX	5											2	40	2	40	1	20						
ROBBERY 1	1																	1	100				
ASSAULT 1	3							1	33.3	2	66.7												
ASSAULT 2	64	2	3.1	11	17.2	17	26.6	10	15.6	9	14.1	7	10.9	5	7.8			1	1.6			2	3.1
VEHICULAR ASSAULT	5									3	60							2	40				
ASSAULT OTHER	1																	1	100				
KIDNAP 1	12					2	16.7	2	16.7	2	16.7	3	25	2	16.7	1	8.3						
KIDNAP 2	5					3	60			1	20			1	20								
BURGLARY 1	18	2	11.1	2	11.1	5	27.8	4	22.2	3	16.7	2	11.1										
BURGLARY 2	2					1	50					1	50										
OTHER FELONY	1											1	100										
MURDER 1	2							1	50					1	50								
MURDER 2	1									1	100												
OTHER PROPERTY	1					1	100																
UNKNOWN	8			1	12.5			2	25	2	25			1	12.5	1	12.5	1	12.5				

Note: Offense is missing for 12 offenders

CCB Offenders

**TABLE P-D
CCB INMATES
OFFENSE BY SENTENCING GROUP
AS OF MAR 31, 2009**

OFFENSE	TOTAL	GROUP					
		FIRST NON-PERSISTENT CRIME		SEXUAL MOTIVATION		PREVIOUS SEX OFFENSE	
		N	%	N	%	N	%
TOTAL	1366	1228	89.9	91	6.7	47	3.4
RAPE OF CHILD 1	319	318	99.7	.	.	1	0.3
RAPE 1	76	66	86.8	.	.	10	13.2
RAPE 2	131	129	98.5	.	.	2	1.5
RAPE OF CHILD 2	245	242	98.8	1	0.4	2	0.8
CHILD MOLESTATION 1	391	380	97.2	.	.	11	2.8
IND LIBERTIES	38	36	94.7	.	.	2	5.3
NV SEX, CHILD	35	33	94.3	.	.	2	5.7
OTHER SEX CRIME	8	2	25	6	75	.	.
PUBLIC NUISANCE SEX	5	5	100
ROBBERY 1	1	1	100
ASSAULT 1	3	2	66.7	.	.	1	33.3
ASSAULT 2	60	2	3.3	55	91.7	3	5
VEHICULR ASSAULT	5	1	20	4	80	.	.
ASSAULT OTHER	1	1	100
KIDNAP 1	12	4	33.3	7	58.3	1	8.3
KIDNAP 2	5	1	20	3	60	1	20
BURGLARY 1	16	.	.	13	81.3	3	18.8
BURGLARY 2	2	.	.	2	100	.	.
OTHER FELONY	1	1	100
MURDER 1	2	1	50	.	.	1	50
MURDER 2	1	1	100
OTHER PROPERTY	1	1	100
UNKNOWN	8	4	50	.	.	4	50

Note: Sentencing Group or Offense is missing for several offenders

CCB Offenders

**TABLE P-E
CCB INMATES
TIME LEFT UNTIL THE EARLIEST POSSIBLE RELEASE DATE BY CURRENT CUSTODY
AS OF MAR 31, 2009**

TIME TO ERD	TOTAL	CURRENT CUSTODY											
		CLO		MAX		MED		MI3		MIN		UNCL	
		N	%	N	%	N	%	N	%	N	%	N	%
TOTAL	1443	95	6.6	26	1.8	214	14.8	1039	72	21	1.5	48	3.3
PAST RELEASE	45	6	13.3	31	68.9	5	11.1	3	6.7
LESS THAN 1YR	136	3	2.2	3	2.2	7	5.1	118	86.8	3	2.2	2	1.5
LESS THAN 3YR	302	11	3.6	3	1	31	10.3	236	78.1	6	2	15	5
LESS THAN 10YR	724	42	5.8	16	2.2	126	17.4	512	70.7	7	1	21	2.9
OVER 10YR	236	39	16.5	4	1.7	44	18.6	142	60.2	.	.	7	3

NOTE: The time left until Earliest Possible Release Date (ERD) is calculated by subtracting end-of-the-month date from the current ERD.
Offenders with ERDs prior to the end of the current month are considered Past Release.
Current Custody categories are based on Prison Custody Classification codes, with categories less than MI3 combined into MIN.

CCB Offenders

TABLE P-F
CCB INMATES
CURRENT LOCATION BY CURRENT CUSTODY
AS OF MAR 31, 2009

CURRENT LOCATION	TOTAL	CURRENT CUSTODY											
		CLO		MAX		MED		MI3		MIN		UNCL	
		N	%	N	%	N	%	N	%	N	%	N	%
TOTAL	1417	95	6.7	26	1.8	210	14.8	1022	72.1	18	1.3	46	3.2
INTERSTATE	3	1	33.4	2	66.7
CBCC	43	35	81.4	.	.	2	4.7	3	7	.	.	3	7
CBCC -MSC	53	36	67.9	12	22.6	1	1.9	4	7.5
CBCC IMU	4	.	.	3	75	1	25
WCC Diag and Rec	24	14	58.3	6	25	2	8.3	2	8.3
MCC- WSR	32	2	6.3	.	.	16	50	10	31.3	.	.	4	12.5
MCC-TRU	206	12	5.8	185	89.8	5	2.4	4	1.9
MCC-IMU	9	1	11.1	8	88.9
MCC-SOU	37	4	10.8	5	13.5	1	2.7	25	67.6	.	.	2	5.4
WSP	73	40	54.8	.	.	13	17.8	15	20.5	.	.	5	6.8
WSP -MSC	21	5	23.8	14	66.7	1	4.8	1	4.8
WSP -IMU	11	6	54.5	5	45.5
WCCW	13	1	7.7	.	.	3	23.1	9	69.2
WCC -Insitution	84	22	26.2	60	71.4	.	.	2	2.4
WCC - Imu	3	.	.	3	100
MICC	125	2	1.6	122	97.6	.	.	1	0.8
MICC IMU	3	3	100
OOS	116	6	5.2	.	.	7	6	102	87.9	1	0.9	.	.
AHCC	266	41	15.4	215	80.8	5	1.9	5	1.9
CRCC	38	9	23.7	28	73.7	.	.	1	2.6
SCCC	249	26	10.4	211	84.7	1	0.4	11	4.4
SCCC IMU	2	.	.	2	100
AVCC	2	2	100	.	.

CCB Offenders

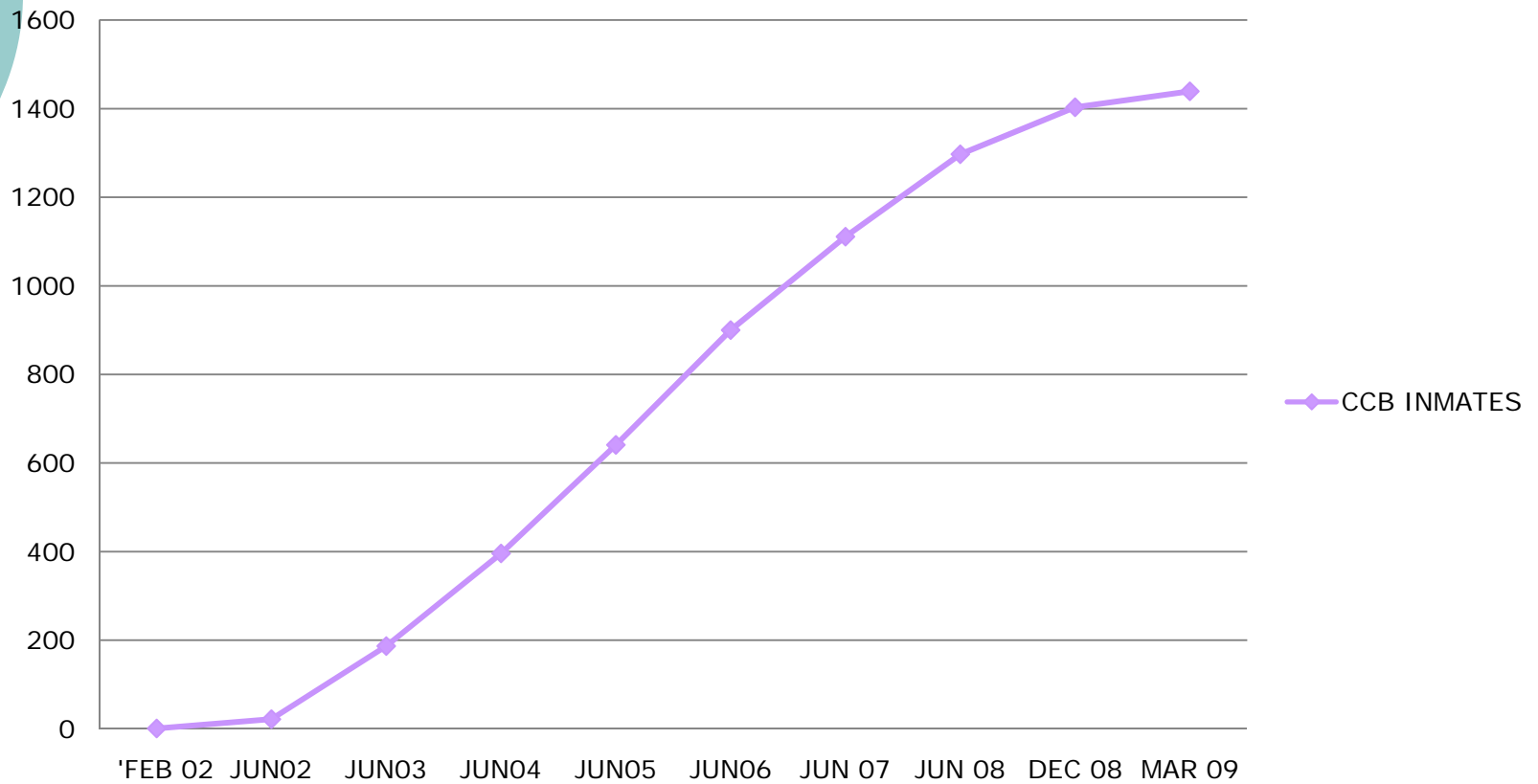
**TABLE P-G
CCB INMATES
TIME LEFT UNTIL THE EARLIEST POSSIBLE RELEASE DATE SEX OFFENDER TREATMENT PROGRAM STATUS
AS OF MAR 31, 2009**

TIME TO ERD	TOTAL	STATUS															
		COMPLETED		NOW IN PROGRAM		WAITING PROGRAM		NEEDS PRIORITY		LOW PRIORITY		ISSUES TO RESOLVE		DECLINED PROGRAM		TERMINATED PROGRAM	
		N	%	N	%	N	%	N	%	N	%	N	%	N	%	N	%
TOTAL	1298	72	5.5	70	5.4	163	12.6	889	68.5	21	1.6	41	3.2	36	2.8	6	0.5
PAST RELEASE	18	13	72.2	.	.	1	5.6	2	11.1	2	11.1	.	.
LESS THAN 1YR	131	43	32.8	36	27.5	11	8.4	10	7.6	6	4.6	12	9.2	13	9.9	.	.
LESS THAN 3YR	290	13	4.5	31	10.7	78	26.9	119	41	11	3.8	18	6.2	15	5.2	5	1.7
LESS THAN 10YR	655	2	0.3	3	0.5	69	10.5	565	86.3	4	0.6	5	0.8	6	0.9	1	0.2
OVER 10 YR	204	1	0.5	.	.	4	2	195	95.6	.	.	4	2

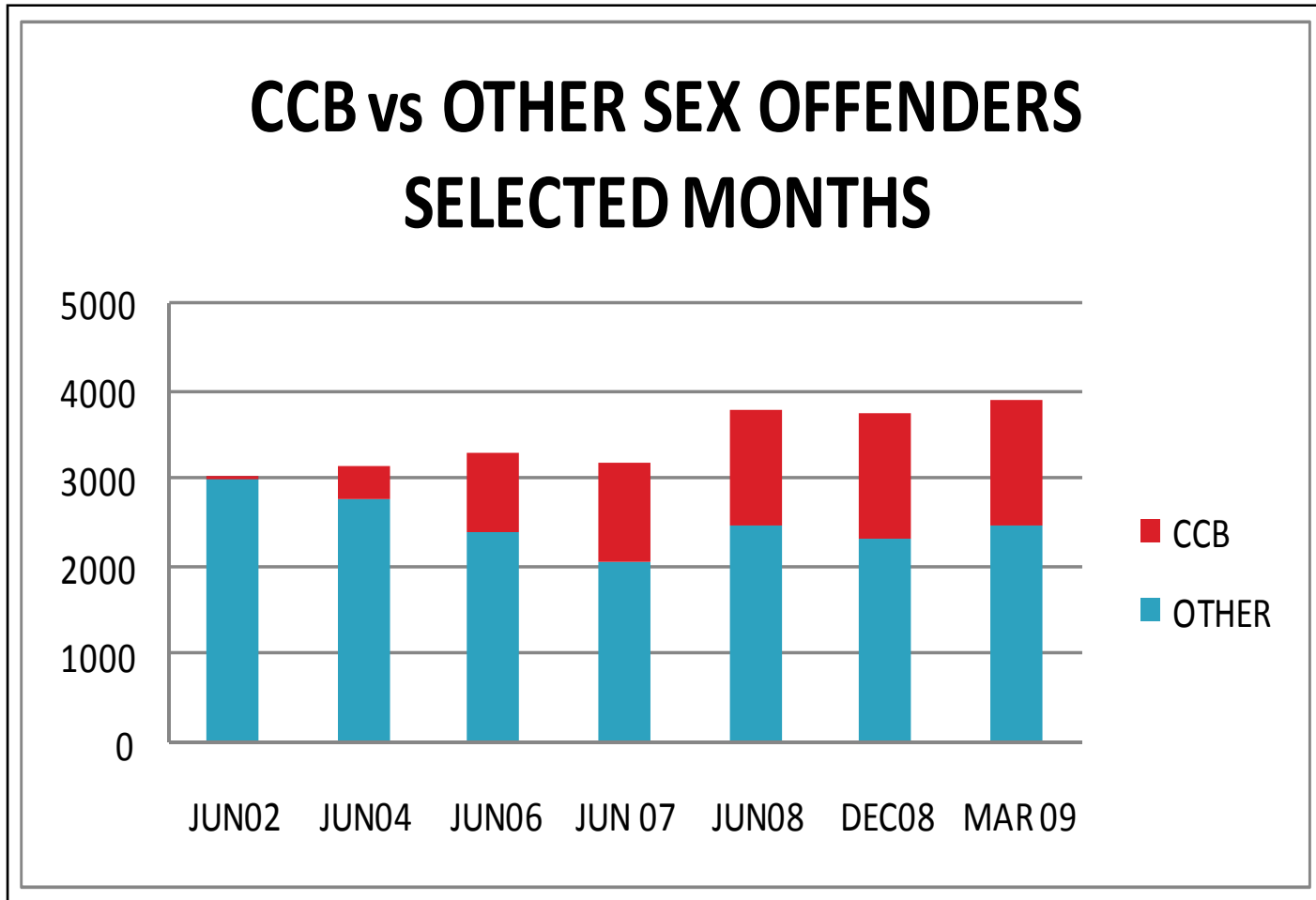
NOTE: The the Sex Offender Treatment Program Status groupings are presented here for discussion. These may change over time.
The time left until Earliest Possible Release Date (ERD) is calculated by subtracting end-of-the-month date from the current ERD.
Offenders with ERDs prior to the end of the current month are considered Past Release.

CCB Offenders

Inmates on Selected Dates



CCB Offenders



CCB Offenders

**TABLE H-A
CCB HEARINGS HELD BY THE ISRB
HEARING TYPE BY FISCAL YEAR (FY)
AS OF MAR 31, 2009**

HEARING TYPE	TOTAL	FY															
		FY 02		FY 03		FY 04		FY 05		FY 06		FY 07		FY 08		FY 09	
			%		%		%		%		%		%		%		%
TOTAL	588	1	0.2	10	1.7	28	4.8	44	7.5	65	11.1	121	20.6	172	29.3	147	25
1ST 420/CCB REL HRG	375	1	0.3	10	2.7	20	5.3	29	7.7	42	11.2	84	22.4	96	25.6	93	24.8
2ND 420/CCB REL HRG	137	7	5.1	10	7.3	14	10.2	23	16.8	55	40.1	28	20.4
3RD 420/CCB REL HRG	57	1	1.8	5	8.8	7	12.3	9	15.8	16	28.1	19	33.3
4TH 420/CCB REL HRG	16	2	12.5	5	31.3	4	25	5	31.3
5TH 420/CCB REL HRG	3	1	33.3	2	66.7

NOTE: “.420” (RCW 9.95.420) hearings, also known as CCB Release Hearings, held in the institutions, take place to determine whether an offender with a Determinate-Plus/6151 sentence is releasable. Denial of release and setting an additional term of up to 24 months, or up to 60 months after July 1, 2007, must be based upon a finding by the Indeterminate Sentencing Review Board (ISRB) that a preponderance of evidence indicates the inmate is more likely than not to commit sex offenses if released on conditions.

In the event an inmate is found releasable, upon receipt of an acceptable release plan, recommended conditions and an approvable residence, the Board will issue an “Order of Release to Community Custody and Supervision Conditions”.

CCB Offenders

**TABLE H-B
CCB HEARING DECISIONS BY THE ISRB
HEARING TYPE BY BOARD DECISION
AS OF MAR 31, 2009**

HEARING TYPE	TOTAL	DECISION			
		NOT - RELEASABLE		RELEASABLE	
		N	%	N	%
TOTAL	513	307	59.8	206	40.2
1ST 420/CCB REL HRG	331	198	59.8	133	40.2
2ND 420/CCB REL HRG	122	68	55.7	54	44.3
3RD 420/CCB REL HRG	42	29	69	13	31
4TH 420/CCB REL HRG	15	10	66.7	5	33.3
5TH 420/CCB REL HRG	3	2	66.7	1	33.3

CCB Offenders

**TABLE H-C
CCB HEARING DECISIONS BY THE ISRB
SEX OFFENDER RISK BY MOST RECENT BOARD HEARING
AS OF MAR 31, 2009**

SEX OFFENDER RISK	TOTAL	DECISION							
		NOT RELEASABLE		RELEASABLE		CONTINUED		DECISION PENDING	
		N	%	N	%	N	%	N	%
TOTAL	335	100	29.9	184	54.9	34	10.1	17	5.1
1 HIGH	80	45	56.3	18	22.5	14	17.5	3	3.8
2 HIGHM	65	23	35.4	32	49.2	4	6.2	6	9.2
3 LOWM	110	23	20.9	72	65.5	11	10	4	3.6
4 LOW	30	2	6.7	25	83.3	2	6.7	1	3.3
MISSING	50	7	14	37	74	3	6	3	6

NOTE: Sex Offender Risk categories are derived from actuarial risk assessments conducted by the Department of Corrections. Scores from up to three separate instruments were used for the derived category. The 335 offenders with data displayed in this table account for 588 recorded hearings--as seen in Tables H-A

CCB Offenders

**TABLE R-A
CCB OFFENDERS RELEASED AFTER PRISON STAY
LENGTH OF STAY WHILE IN PRISON, BY MAXIMUM SENTENCE LENGTH
AS OF MAR 31, 2009**

MAXIMUM SENTENCE LENGTH	TOTAL N	MONTHS						AVERAGE STAY in MONTHS
		00 TO 11 N	12 TO 23 N	24 TO 35 N	36 TO 47 N	48 TO 59 N	60 PLUS N	
TOTAL	164	27	24	25	32	29	27	37.5
5 YEAR	10	1	2	2	1	3	1	37.5
10 YR	14	1	1	5	2	6	1	42.3
LIFE	140	25	22	18	29	20	26	37

NOTE: CCB releases, for the purposes of this report, includes all offenders who have been released to Community Custody or have reached the maximum sentence date while in prison and are released.

CCB Offenders

**TABLE R-B
CCB OFFENDERS RELEASED AFTER PRISON STAY
OFFENSE BY LENGTH OF STAY IN PRISON
AS OF MAR 31, 2009**

OFFENSE	TOTAL	MONTHS						AVERAGE STAY in MONTHS
		00 TO 11	12 TO 23	24 TO 35	36 TO 47	48 TO 59	60 PLUS	
	N	N	N	N	N	N	N	
TOTAL	164	26	23	23	31	29	26	37.5
RAPE 2	10	.	.	.	2	2	6	64
RAPE OTHER	2	.	.	2	.	.	.	32.3
RAPE OF CHILD 2	8	1	1	.	1	2	3	48.2
CHILD MOLESTATION 1	56	.	.	7	16	17	16	50.9
IND LIBERTIES	8	.	.	3	3	1	1	40.1
NV SEX, CHILD	10	1	.	2	2	5	.	43.2
OTHER SEX CRIME	70	24	22	9	7	2	.	20.7

NOTE: CCB releases, for the purposes of this report, are offenders who have been released to Community Custody or have reached the maximum sentence date while in prison and have been released.

CCB Offenders

**TABLE R-C
CCB OFFENDERS RELEASED AFTER PRISON STAY
SEX OFFENDER RISK BY SEX OFFENDER TREATMENT STATUS
AS OF MAR 31, 2009**

SEX OFFENDER RISK	TOTAL	TREATMENT STATUS							
		COMPLETED		DECLINED		DID NOT ENTER		TERMINATED	
		N	%	N	%	N	%	N	%
TOTAL	162	47	29	27	16.7	87	53.7	1	0.6
1 HIGH	16	5	31.3	3	18.8	8	50	.	.
2 HIGH MOD	30	13	43.3	3	10	14	46.7	.	.
3 LOW MOD	56	18	32.1	9	16.1	29	51.8	.	.
4 LOW	25	7	28	4	16	13	52	1	4
MISSING	35	4	11.4	8	22.9	23	65.7	.	.

NOTE: CCB releases, for the purposes of this report, are offenders who have been released to Community Custody or have reached the maximum sentence date while in prison and have have been released.

Sex Offender Risk categories are derived from actuarial risk assessments conducted by the Department of Corrections. Scores from up to three separate instruments were used for the derived category.

The Treatment Status DID NOT ENTER includes offenders who were found to be low priority for treatment, as well as offenders who did not have a treatment priority established prior to release.

CCB Offenders

TABLE R-D
 CCB OFFENDERS RELEASED AFTER PRISON STAY
 CURRENT STATUS BY YEAR OF RELEASE (FY)
 AS OF MAR 31, 2009

CURRENT STATUS	TOTAL	FISCAL YEAR OF RELEASE													
		2003		2004		2005		2006		2007		2008		2009	
		N	%	N	%	N	%	N	%	N	%	N	%	N	%
TOTAL	162	2	1.2	5	3.1	7	4.3	23	14.2	42	25.9	41	25.3	42	25.9
FIELD SUPERVISION	133	1	0.8	4	3	6	4.5	18	13.5	31	23.3	34	25.6	39	29.3
IN PRISON	14	1	7.1	2	14.3	8	57.1	2	14.3	1	7.1
PAST MAXIMUM	8	1	12.5	2	25	5	62.5	.	.
SPECIAL SUP	7	1	14.3	1	14.3	.	.	2	28.6	1	14.3	.	.	2	28.6

CCB Offenders

TABLE C-A
CCB OFFENDERS BEING SUPERVISED
OFFENSE BY RACE AND HISPANIC ORIGIN
AS OF MAR 31, 2009

OFFENSE	TOTAL	RACE											
		WHITE		BLACK		N.A. INDIAN		ASIAN/P.I.		OTHER		UNKNOWN	
		N	%	N	%	N	%	N	%	N	%	N	%
TOTAL	133	107	80.5	11	8.3	3	2.3	2	1.5	8	6	2	1.5
RAPE OF CHILD 1	3	3	100
RAPE 2	9	9	100
RAPE OF CHILD 2	5	4	80	1	20
CHILD MOLESTATION 1	52	45	86.5	1	1.9	3	5.8	.	.	3	5.8	.	.
IND LIBERTIES	8	7	87.5	1	12.5
NV SEX, CHILD	4	4	100
OTHER SEX CRIME	4	1	25	2	50	1	25	.	.
ASSAULT 2	39	27	69.2	6	15.4	.	.	1	2.6	4	10.3	1	2.6
KIDNAP 1	1	1	100
KIDNAP 2	2	2	100
BURGLARY 1	6	4	66.7	1	16.7	.	.	1	16.7

HISPANIC ORIGIN			
NON-HISPANIC		HISPANIC	
	%		%
91	68.4	42	31.6
1	33.3	2	66.7
5	55.6	4	44.4
3	60	2	40
36	69.2	16	30.8
5	62.5	3	37.5
4	100	.	.
3	75	1	25
27	69.2	12	30.8
1	100	.	.
1	50	1	50
5	83.3	1	16.7

CCB Offenders

**TABLE C-B
CCB OFFENDERS BEING SUPERVISED
SUPERVISION STATUS BY CRIME CATEGORY
AS OF MAR 31, 2009**

SUPERVISION STATUS	TOTAL	CRIME CATEGORY					
		SEX CRIME		ASSAULT, WITH SEXUAL MOTIVATION		PROPERTY, WITH SEXUAL MOTIVATION	
		N	%	N	%	N	%
TOTAL	133	85	63.9	42	31.6	6	4.5
INS CUSTODY	9	7	77.8	2	22.2	.	.
DEPORTED	31	16	51.6	14	45.2	1	3.2
ACTIVE-FLD	85	58	68.2	23	27.1	4	4.7
SUS-DET.JAIL	1	.	.	1	100	.	.
CC ESCAPE	2	1	50	.	.	1	50
OUT OF STATE	2	1	50	1	50	.	.
PENDING FIELD	3	2	66.7	1	33.3	.	.

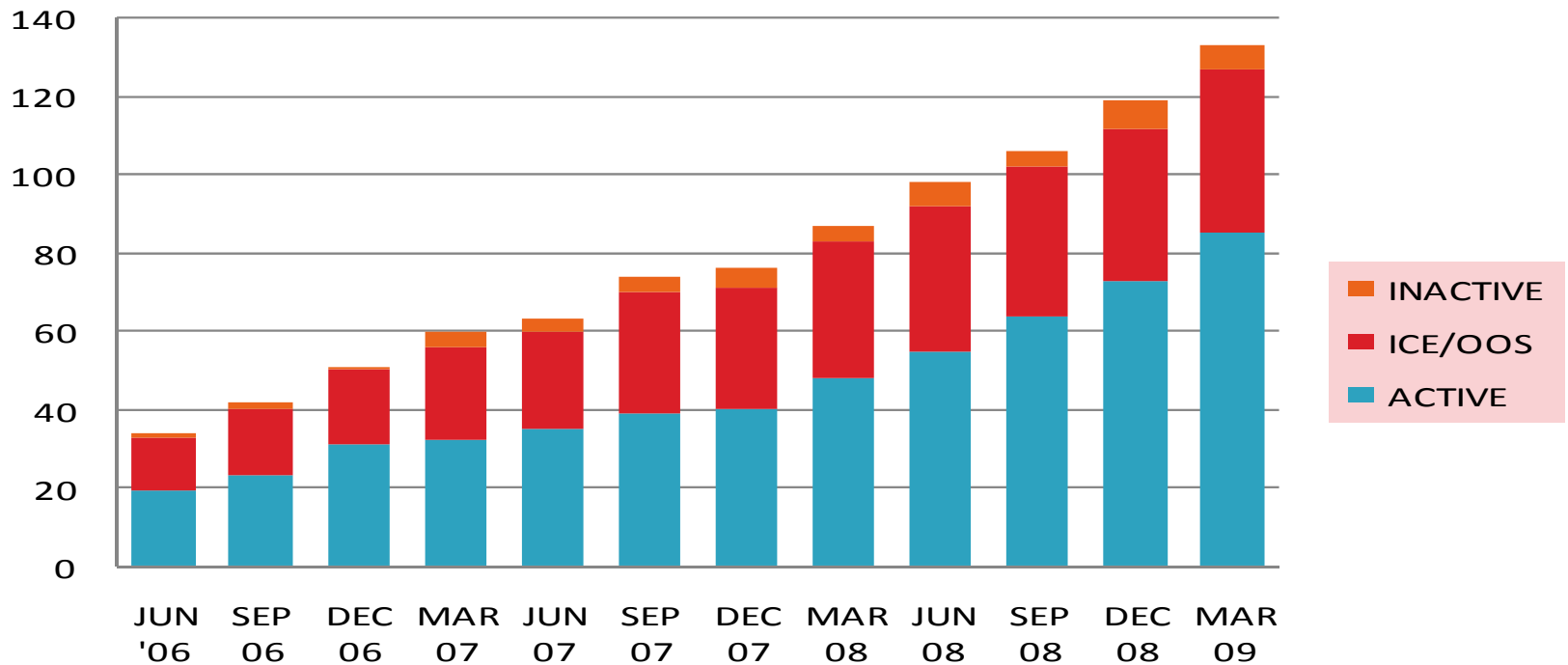
CCB Offenders

TABLE C-C
CCB OFFENDERS BEING SUPERVISED
COUNTY OF SUPERVISION BY SUPERVISION STATUS
AS OF MAR 31, 2009

COUNTY OF SUPERVISION	TOTAL	SUPERVISION STATUS											
		INS CUSTODY		DEPORTED		ACTIVE-FLD		CC ESCAPE		OOS TRANSFER		OOS	
			%		%		%		%		%		%
TOTAL	120	9	7.5	31	25.8	75	62.5	1	0.8	2	1.7	2	1.7
Clark	4	3	75.	1	25
Cowlitz	1	1	100.
King	69	9	13	31	44.9	29	42.
Kitsap	4	2	50.	.	.	1	25	1	25
Kittitas	1	1	100.
Lewis	1	1	100.
Mason	1	1	100.
Okanogan	1	1	100.
Pacific	2	2	100.
Pierce	11	9	81.8	1	9.1	1	9.1	.	.
Skagit	1	1	100.
Snohomish	8	8	100.
Spokane	8	8	100.
Thurston	1	1	100.
Whatcom	2	2	100.
Yakima	5	5	100.

CCB Offenders

SUPERVISION STATUS AT THE END OF THE QUARTER



CCB Offenders

TABLE C-D
CCB OFFENDERS BEING SUPERVISED
OFFENDER SEX BY AGE
AS OF MAR 31, 2009

SEX	TOTAL	AGE																			
		21 TO 24		25 TO 29		30 TO 34		35 TO 39		40 TO 44		45 TO 49		50 TO 54		55 TO 59		60 TO 64		65 AND OVER	
		N	%	N	%	N	%	N	%	N	%	N	%	N	%	N	%	N	%	N	%
TOTAL	133	9	6.8	30	22.6	22	16.5	22	16.5	22	16.5	14	10.5	4	3	7	5.3	1	0.8	2	1.5
MALE	131	9	6.9	29	22.1	22	16.8	22	16.8	21	16	14	10.7	4	3.1	7	5.3	1	0.8	2	1.5
FEMALE	2	.	.	1	50.	1	50.

CCB Offenders

TABLE C-E
 CCB OFFENDERS BEING SUPERVISED
 SEX OFFENDER TREATMENT REQUIREMENTS
 BY RISK CLASSIFICATION
 AS OF MAR 31, 2009

SEX OFFENDER TREATMENT REQUIRED	TOTAL	RISK													
		HV		HNV		MOD		LOW		RMA		RMB		RMD	
		N	%	N	%	N	%	N	%	N	%	N	%	N	%
TOTAL	131	5	3.8	4	3.1	18	13.7	69	52.7	13	9.9	21	16	1	0.8
NO	26	2	7.7	.	.	1	3.8	13	50	5	19.2	4	15.4	1	3.8
YES	105	3	2.9	4	3.8	17	16.2	56	53.3	8	7.6	17	16.2	.	.



CCB Offenders

For Information contact:

R. Peggy Smith
Data, Planning and Research Administrator
Indeterminate Sentence Review Board
P.O. Box 40907
Olympia, WA 98504-0907
(360) 407-0670
rpsmith@doc1.wa.gov