



Determinate Plus/CCB Quarterly Report

JUNE 30, 2008

CCB Offenders

TABLE OF CONTENTS AND HIGHLIGHTS

INTRODUCTION

Background on Determinate-Plus/Community Custody Board (CCB) Sentences.

TABLES P-A through P-G

Tables displaying data related to CCB Sentenced Inmates.

- * Child Molestation 1, Rape of a Child 1, and Rape of a Child 2 account for 68 percent of the CCB sentences. This is up 2 percent from a year ago.
- * White offenders are 82 percent of the CCB inmate population, a markedly larger percentage than in the overall inmate population.
- * Hispanic Origin offenders are 14.3 percent of the CCB inmate population.
- * Approximately 59 percent of the CCB inmates are less 40 years old. A year ago, 62 percent of the CCB inmates were less than 40 years old.
- * Approximately 32 percent of the CCB inmates are eligible for release within the next three years.

GRAPH End of Month Prison Population of Offenders with CCB Sentences.

- * The CCB inmate population has grown by 19 percent during the last year.

GRAPH Proportion of Inmates with Sex Offenses who have CCB Sentences.

- * CCB inmates make up about 34 percent of all sex offenders in prison.
- * This percentage is decreasing, due to the number of sex offenders being sentenced to prison for 'failure to register.'

CCB Offenders

TABLES H-A through H-C

Tables displaying data related to CCB Release Hearings held by the ISRB.

- * The number of CCB release hearing in Fiscal Year 2008 outpaced the Fiscal Year 2007 number, by 13 percent.
- * Close to 40 percent of the CCB release hearings result in a decision that the offender is releasable.
- * The higher the Sex Offender Risk level, the lower the likelihood the Board will find an offender releasable. Less than 20 percent of high risk offenders have been found releasable, compared to 80 percent of low risk offenders.

TABLE R-A through R-D

Tables displaying data related to CCB Offenders Released after serving prison sentence.

- * About 55 percent the released CCB offenders have been those convicted of crimes with sexual motivation -- average length of stay of 17.3 months.
- * The average length of stay increased from 25.5 to 30.4 months, over the last nine months.
- * Nearly 20 percent of the released CCB offenders completed the Department of Corrections' Sex Offender Treatment Program.

TABLES C-A through C-E

Tables displaying data related to CCB Offenders Being Supervised in the Community

- * Of the CCB offenders now on community custody, about 60 percent have committed "other sex crimes," mostly Assault 2 with sexual motivation.
- * Hispanic Origin offenders are over 32 percent CCB population on community custody, compared to 14 percent of the CCB inmates.
- * Over 40 percent of the CCB offenders on community custody have been released to custody of Immigration and Customs Enforcement (ICE) or are being supervised by another jurisdiction.

GRAPH Distribution of Supervision Status

- * There has been a 25 percent increase in the number of CCB offenders on community custody during the last year. The distribution of supervision statuses has remained fairly constant.

CONTACT

CCB Offenders

INTRODUCTION

Determinate-Plus (CCB) sentences are given to certain sex offenders who commit crimes on or after September 1, 2001 (RCW 9.94A.712). The sentencing Judge sets a minimum term of confinement for the sentence. The maximum term is the statutory maximum for the specific offense. After prison, offenders with CCB sentences must serve on community custody until the end of the maximum term.

CCB offenders may be released from prison once they serve the minimum term. The decision to release the offender, or keep the offender in prison longer, is made by the Indeterminate Sentence Review Board (RCW 9.95.420). That decision is made after a release hearing. This is part of a process where the Indeterminate Sentence Review Board (Board):

- Gathers and reviews information about the crime and the offender.
- Meets with the offender and listens to what that person has to say.
- Determines if the offender is more likely than not to commit another sex offense if released.

If the offender is found not-releasable, the Board sets a new minimum term. The time added can not be more than 5 years. The offender will have another hearing at the end of the new minimum term. Sometimes, if the offender completes in-prison sex offender treatment, the Board holds a hearing before the new minimum term is up.

If the offender is releasable, that person transfers to community custody. Offenders in the community are supervised by the Department of Corrections. The offender must obey rules of supervision. Separate rules may be set by the Board, the sentencing Court, or the Department of Corrections.

If a CCB offender breaks any of the community custody rules, the Board is notified by Department of Corrections' staff. The circumstances of the situation are investigated by the Board. The Board may revoke community custody supervision in response to a violation by an offender. When an offender is returned to prison, the Board sets another new minimum prison term.

This report contains facts about offenders who have gotten CCB sentences. A companion report about PRE-July1, 1984 indeterminate sentence offenders is also compiled by the Board.

CCB Offenders

TABLE P-A
CCB INMATES
MOST SERIOUS CRIME BY RACE AND HISPANIC ORIGIN
AS OF JUN 30, 2008

CRIME	TOTAL	RACE											
		WHITE		BLACK		N.A. INDIAN		ASIAN/P.I.		OTHER		UNKNOWN	
		N	%	N	%	N	%	N	%	N	%	N	%
TOTAL	1294	1058	81.8	135	10.4	37	2.9	38	2.9	16	1.2	10	0.8
OTHER FELONY	9	8	88.9	1	11.1
RAPE OF CHILD 1	289	247	85.5	17	5.9	11	3.8	9	3.1	3	1	2	0.7
RAPE 1	80	50	62.5	23	28.8	1	1.3	3	3.8	3	3.8	.	.
RAPE 2	134	94	70.1	28	20.9	6	4.5	5	3.7	.	.	1	0.7
RAPE OTHER	5	4	80	.	.	1	20
RAPE OF CHILD 2	226	193	85.4	17	7.5	5	2.2	7	3.1	2	0.9	2	0.9
CHILD MOLESTATION 1	368	324	88	18	4.9	9	2.4	10	2.7	4	1.1	3	0.8
IND LIBERTIES	40	25	62.5	9	22.5	2	5	3	7.5	1	2.5	.	.
NV SEX, CHILD	40	35	87.5	4	10	1	2.5
OTHER SEX CRIME	102	77	75.5	18	17.6	1	1	1	1	3	2.9	2	2
PUBLIC NUISANCE SEX	1	1	100

HISPANIC ORIGIN					
HISPANIC		NON-HISPANIC		UNKNOWN	
N	%	N	%	N	%
190	14.7	1073	82.9	31	2.4
1	11.1	8	88.9	.	.
39	13.5	245	84.8	5	1.7
15	18.8	65	81.3	.	.
26	19.4	107	79.9	1	0.7
.	.	5	100	.	.
39	17.3	179	79.2	8	3.5
55	14.9	299	81.3	14	3.8
3	7.5	36	90	1	2.5
2	5	37	92.5	1	2.5
10	9.8	91	89.2	1	1
.	.	1	100	.	.

NOTE: Offense and race information is missing for three inmates.

CCB Offenders

**TABLE P-B
CCB INMATES
COUNTY OF CONVICTION BY MOST SERIOUS SEX CRIME
AS OF JUN 30, 2008**

COUNTY OF CONVICTION	TOTAL	CRIME TYPE																					
		OTHER FELONY		RAPE OF CHILD 1		RAPE 1		RAPE 2		RAPE OTHER		RAPE OF CHILD 2		CHILD MOLESTATION 1		IND LIBERTIES		NV SEX, CHILD		OTHER SEX CRIME		PUBLIC NUISANCE SEX	
		N	%	N	%	N	%	N	%	N	%	N	%	N	%	N	%	N	%	N	%	N	%
TOTAL	1294	9	0.7	289	22.3	80	6.2	134	10.4	5	0.4	226	17.5	368	28.4	40	3.1	40	3.1	102	7.9	1	0.1
ADAMS	8			1	12.5	1	12.5					2	25	3	37.5	1	12.5						
ASOTIN	10			4	40							1	10	4	40	1	10						
BENTON	42			12	28.6			4	9.5			12	28.6	12	28.6	2	4.8						
CHELAN	7			1	14.3									2	28.6						4	57.1	
CLALLAM	17			5	29.4			1	5.9			5	29.4	5	29.4			1	5.9				
CLARK	138			37	26.8	2	1.4	4	2.9			30	21.7	44	31.9	2	1.4	4	2.9	15	10.9		
COWLITZ	40			10	25	4	10	1	2.5			6	15	14	35	1	2.5	2	5	2	5		
DOUGLAS	8			1	12.5	1	12.5	1	12.5			3	37.5	2	25								
FERRY	2			1	50					1	50												
FRANKLIN	13			3	23.1	2	15.4					3	23.1	5	38.5								
GRANT	25			6	24	1	4	2	8			2	8	13	52					1	4		
GRAYS HARBOR	33			4	12.1			4	12.1			13	39.4	7	21.2	1	3	3	9.1	1	3		
ISLAND	8			1	12.5	1	12.5					2	25	4	50								
JEFFERSON	4											1	25	2	50	1	25						
KING	255	3	1.2	52	20.4	24	9.4	44	17.3	2	0.8	31	12.2	62	24.3	13	5.1	4	1.6	20	7.8		
KITSAP	74			14	18.9	4	5.4	7	9.5	1	1.4	5	6.8	34	45.9	2	2.7	3	4.1	4	5.4		
KITTITAS	1															1	100						
KLICKITAT	9			4	44.4	2	22.2					2	22.2							1	11.1		
LEWIS	40			8	20			3	7.5			8	20	13	32.5	3	7.5	2	5	3	7.5		
LINCOLN	2											1	50	1	50								
MASON	17			2	11.8	1	5.9	2	11.8			1	5.9	8	47.1	2	11.8	1	5.9				
OKANOGAN	8			3	37.5	1	12.5	1	12.5					3	37.5								
PACIFIC	3			1	33.3							1	33.3	1	33.3								
PEND OREILLE	2					1	50					1	50										
PIERCE	160	1	0.6	40	25	15	9.4	12	7.5			31	19.4	33	20.6	3	1.9	1	0.6	23	14.4	1	0.6
SAN JUAN	1							1	100														
SKAGIT	22			5	22.7			3	13.6			5	22.7	6	27.3					3	13.6		
SKAMANIA	7			1	14.3			2	28.6			1	14.3	2	28.6					1	14.3		
SNOHOMISH	131	1	0.8	24	18.3	8	6.1	8	6.1			32	24.4	45	34.4	1	0.8	6	4.6	6	4.6		
SPOKANE	80	3	3.8	12	15	7	8.8	16	20			10	12.5	9	11.3	2	2.5	10	12.5	11	13.8		
STEVENS	12			4	33.3	1	8.3	1	8.3			2	16.7	4	33.3								
THURSTON	45			14	31.1			6	13.3			4	8.9	14	31.1	2	4.4	2	4.4	3	6.7		
WAHKIAKUM	1															1	100						
WALLA WALLA	6			2	33.3			2	33.3			1	16.7	1	16.7								
WHATCOM	36	1	2.8	10	27.8	2	5.6	5	13.9			6	16.7	8	22.2	1	2.8			3	8.3		
WHITMAN	4					1	25			1	25	2	50										
YAKIMA	23			7	30.4	1	4.3	4	17.4			2	8.7	7	30.4			1	4.3	1	4.3		

NOTE: The Most Serious Sex Crime might not be the Most Serious Offense for which an offender is incarcerated. In the case of an offender serving concurrent Murder 1 and Rape 1 sentences, Murder 1 is the Most Serious Offense, while Rape 1 is the Most Serious Sex Crime. Offense information is missing for three inmates.

CCB Offenders

TABLE P-C
CCB INMATES
VIOLENT CRIME CONVICTIONS BY AGE
AS OF JUN 30, 2008

	TOTAL	AGE																							
		18 TO 20		21 TO 24		25 TO 29		30 TO 34		35 TO 39		40 TO 44		45 TO 49		50 TO 54		55 TO 59		60 TO 64		65 AND OVER			
		N	%	N	%	N	%	N	%	N	%	N	%	N	%	N	%	N	%	N	%	N	%		
TOTAL	1297	25	1.9	162	12.5	181	14	180	13.9	215	16.6	170	13.1	144	11.1	78	6	60	4.6	39	3	43	3.3		
NONVIOLENT	56	.	.	7	12.5	7	12.5	4	7.1	9	16.1	11	19.6	6	10.7	4	7.1	6	10.7	1	1.8	1	1.8		
VIOLENT	1241	25	2	155	12.5	174	14	176	14.2	206	16.6	159	12.8	138	11.1	74	6	54	4.4	38	3.1	42	3.4		

NOTE: The definition of Violent Crime is the statutory definition contained in RCW 9.9A.030(32)(b).

CCB Offenders

**TABLE P-D
CCB INMATES
MOST SERIOUS SEX CRIME BY SENTENCING GROUP
AS OF JUN 30, 2008**

CRIME	TOTAL	GROUP					
		FIRST NON-PERSISTENT CRIME		SEXUAL MOTIVATION		PREVIOUS SEX OFFENSE	
		N	%	N	%	N	%
TOTAL	1294	1139	88	86	6.6	69	5.3
OTHER FELONY	9	8	88.9	.	.	1	11.1
RAPE OF CHILD 1	289	289	100
RAPE 1	80	80	100
RAPE 2	134	134	100
RAPE OTHER	5	5	100
RAPE OF CHILD 2	226	226	100
CHILD MOLESTATION 1	368	368	100
INDECENT LIBERTIES	40	34	85	.	.	6	15
NV SEX, CHILD	40	40	100
OTHER SEX CRIME	102	.	.	86	84.3	16	15.7
PUBLIC NUISANCE SEX	1	1	100

NOTE: The definitions for the Determinate-Plus Sentencing Groups are contained in RCW 9.94A.712(3)(4)(5). There is also information available on the Indeterminate Sentence Review Board website www.srb.wa.gov. Offense information is missing for three inmates.

CCB Offenders

**TABLE P-E
CCB INMATES
TIME LEFT UNTIL THE EARLIEST POSSIBLE RELEASE DATE BY CURRENT CUSTODY
AS OF JUN 30, 2008**

TIME TO ERD	TOTAL	CURCLASS									
		CLO		MAX		MED		MI3		MIN	
		N	%	N	%	N	%	N	%	N	%
TOTAL	1297	130	10	17	1.3	231	17.8	907	69.9	12	0.9
PAST RELEASE	28	1	3.6	.	.	4	14.3	20	71.4	3	10.7
LESS THAN 1YR	141	3	2.1	2	1.4	6	4.3	130	92.2	.	.
LESS THAN 3YR	253	12	4.7	3	1.2	26	10.3	208	82.2	4	1.6
LESS THAN 10YR	657	63	9.6	8	1.2	151	23	431	65.6	4	0.6
OVER 10YR	218	51	23.4	4	1.8	44	20.2	118	54.1	1	0.5

NOTE: The time left until Earliest Possible Release Date (ERD) is calculated by subtracting end-of-the-month date from the current ERD.
Offenders with ERDs prior to the end of the current month are considered Past Release.
Current Custody categories are based on Prison Custody Classification codes, with categories less than MI3 combined into MIN.

CCB Offenders

TABLE P-F
CCB INMATES
CURRENT LOCATION BY CURRENT CUSTODY
AS OF JUN 30, 2008

CURRENT LOCATION	TOTAL	CURRENT CUSTODY									
		CLO		MAX		MED		MI3		MIN	
		N	%	N	%	N	%	N	%	N	%
TOTAL	1297	130	10	17	1.3	231	17.8	907	69.9	12	0.9
OUT OF STATE	2	1	50	1	50	.	.
FLORENCE CC AZ	23	2	8.7	.	.	5	21.7	15	65.2	1	4.3
MYSTERY CC AZ	30	5	16.7	.	.	4	13.3	20	66.7	1	3.3
CBCC	27	17	63	.	.	4	14.8	5	18.5	1	3.7
CBCC MED	40	31	77.5	9	22.5	.	.
CBCC IMU	2	.	.	2	100
WCC REC	43	27	62.8	.	.	10	23.3	6	14	.	.
MCC-WSR	49	26	53.1	.	.	4	8.2	19	38.8	.	.
MCC-TRU	176	9	5.1	166	94.3	1	0.6
MCC- IMU	9	2	22.2	3	33.3	3	33.3	1	11.1	.	.
MCC-SOC	34	1	2.9	3	8.8	5	14.7	25	73.5	.	.
WSP	71	33	46.5	.	.	13	18.3	24	33.8	1	1.4
WSP MED	18	7	38.9	11	61.1	.	.
WSP IMU	14	5	35.7	6	42.9	2	14.3	1	7.1	.	.
WCC WOMEN	8	5	62.5	3	37.5	.	.
WCC TRNG	82	32	39	50	61	.	.
WCC IMU	5	4	80	.	.	1	20
WCC HOS	1	1	100
MICC	98	1	1	97	99	.	.
MICC MIN	1	1	100
MICC IMU	2	2	100	.	.
PRAIRIE MN	94	5	5.3	89	94.7	.	.
OKA	44	7	15.9	.	.	11	25	26	59.1	.	.
AIRWAY HTS MED	216	40	18.5	175	81	1	0.5
STAFFORD CRK CC	198	1	0.5	.	.	37	18.7	160	80.8	.	.
SCCC IMU	5	.	.	3	60	.	.	2	40	.	.
AHTANUM VIEW CC	5	5	100

NOTE: Current Custody categories are based on Prison Custody Classification codes, with categories lower than MI3 are grouped into MIN.

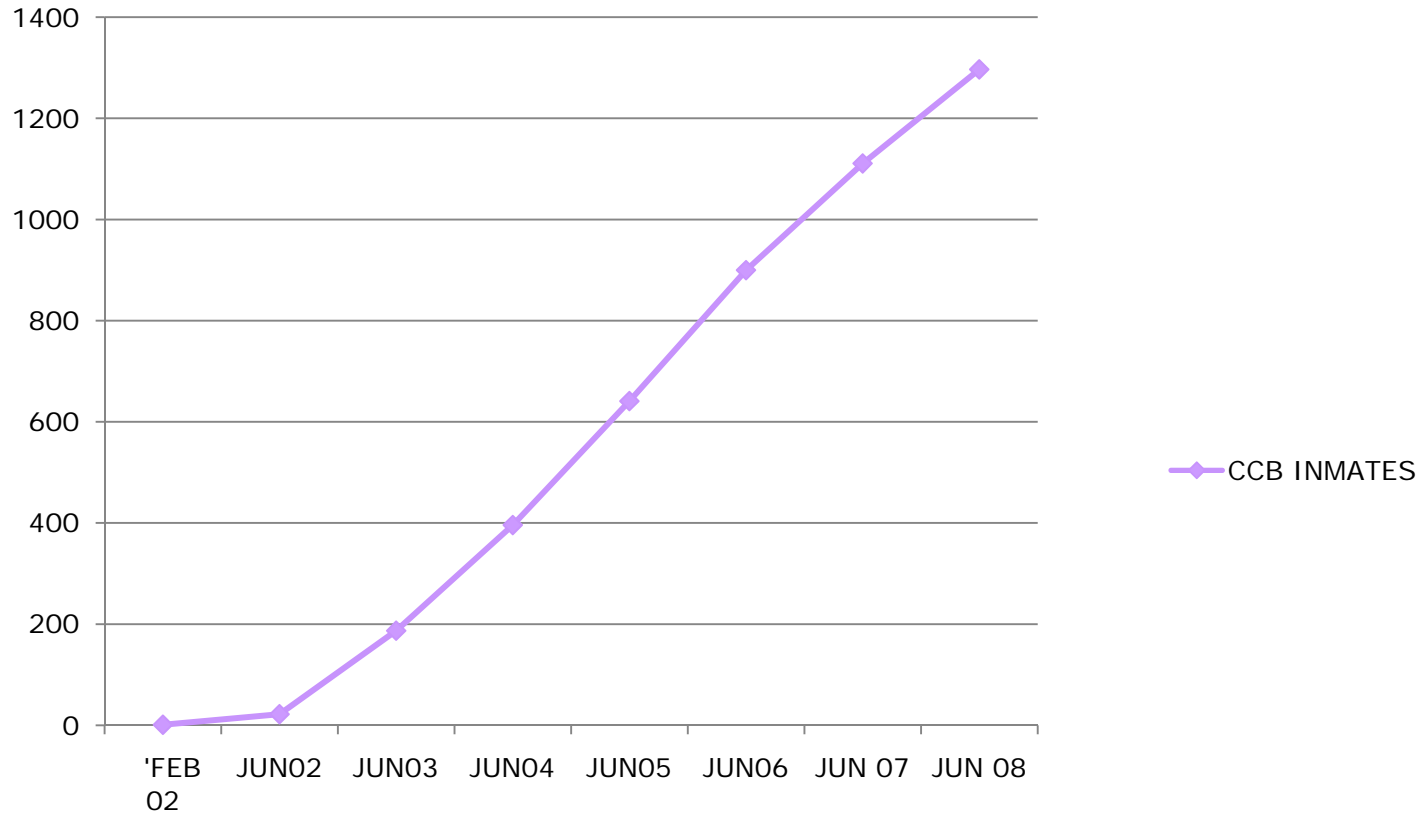
CCB Offenders

**TABLE P-G
CCB INMATES
TIME LEFT UNTIL THE EARLIEST POSSIBLE RELEASE DATE SEX OFFENDER TREATMENT PROGRAM STATUS
AS OF JUN 30, 2008**

TIME TO ERD	TOTAL	STATUS															
		COMPLETED		NOW IN PROGRAM		WAITING PROGRAM		NEEDS PRIORITY		LOW PRIORITY		ISSUES TO RESOLVE		DECLINED PROGRAM		TERMINATED PROGRAM	
		N	%	N	%	N	%	N	%	N	%	N	%	N	%	N	%
TOTAL	1276	60	4.7	67	5.3	91	7.1	949	74.4	33	2.6	44	3.4	26	2	6	0.5
PAST RELEASE	29	12	41.4	1	3.4	.	.	3	10.3	1	3.4	9	31	2	6.9	1	3.4
LESS THAN 1YR	141	37	26.2	44	31.2	14	9.9	10	7.1	11	7.8	15	10.6	8	5.7	2	1.4
LESS THAN 3YR	250	9	3.6	22	8.8	44	17.6	137	54.8	13	5.2	11	4.4	11	4.4	3	1.2
LESS THAN 10YR	644	1	0.2	.	.	30	4.7	597	92.7	7	1.1	4	0.6	5	0.8	.	.
OVER 10 YR	212	1	0.5	.	.	3	1.4	202	95.3	1	0.5	5	2.4

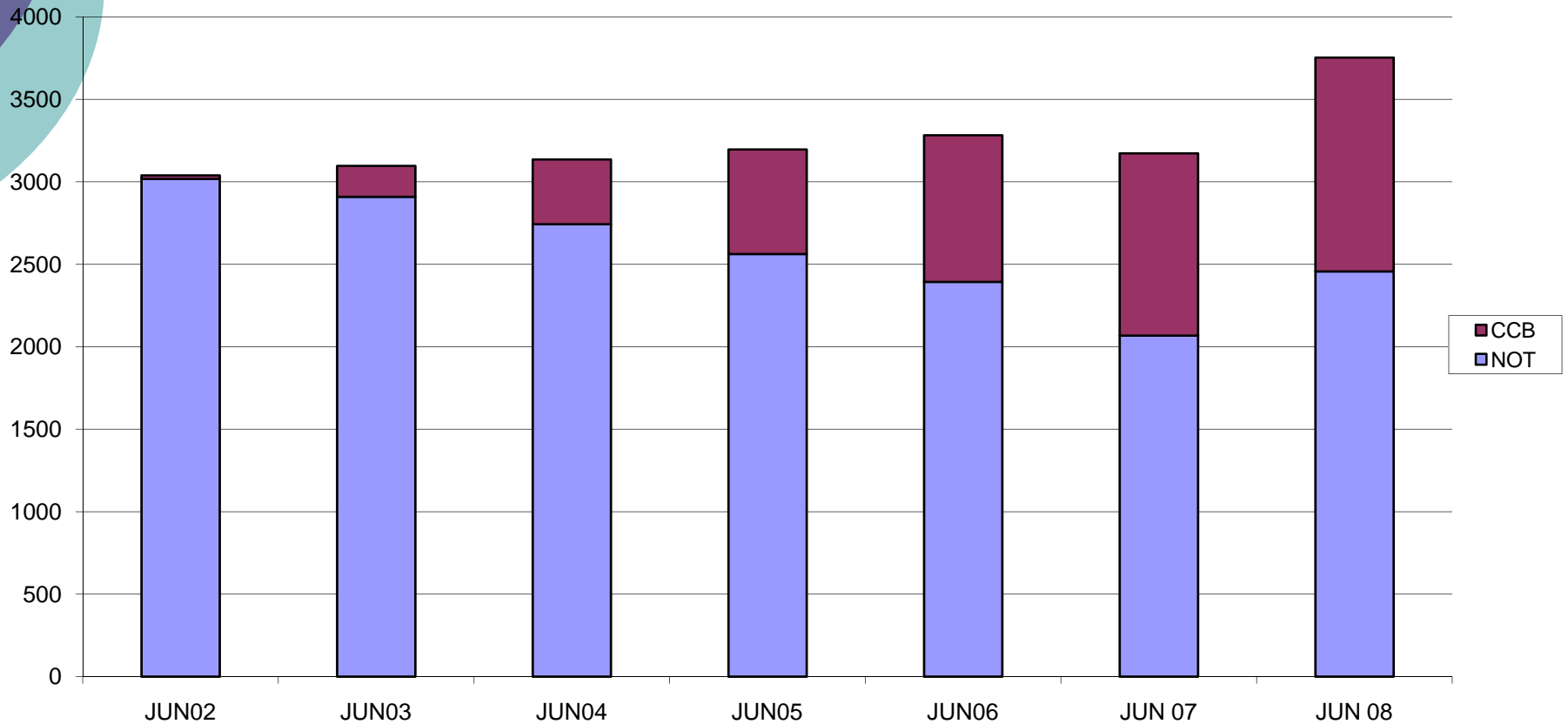
NOTE: The the Sex Offender Treatment Program Status groupings are presented here for discussion. These may change over time.
The time left until Earliest Possible Release Date (ERD) is calculated by subtracting end-of-the-month date from the current ERD.
Offenders with ERDs prior to the end of the current month are considered Past Release.

Determinate – Plus/CCB Offenders



Determinate – Plus/CCB Offenders

**CCB INMATES vs ALL OTHER SEX OFFENDERS IN PRISON
SELECTED MONTHS**



CCB Offenders

**TABLE H-A
CCB HEARINGS HELD BY THE ISRB
HEARINGS PER FISCAL YEAR BY TYPE
AS OF JUNE 30, 2008**

HEARING TYPE	TOTAL	FY													
		FY 02		FY 03		FY 04		FY 05		FY 06		FY 07		FY 08	
		N	%	N	%	N	%	N	%	N	%	N	%	N	%
TOTAL	440	1	0.2	10	2.3	28	6.4	44	10	65	14.8	120	27.3	172	39.1
1ST 420/CCB REL HRG	282	1	0.4	10	3.5	20	7.1	29	10.3	42	14.9	83	29.4	97	34.4
2ND 420/CCB REL HRG	108	7	6.5	10	9.3	14	13	23	21.3	54	50
3RD 420/CCB REL HRG	38	1	2.6	5	13.2	7	18.4	9	23.7	16	42.1
4TH 420/CCB REL HRG	11	2	18.2	5	45.5	4	36.4
5TH 420/CCB REL HRG	1	1	100

NOTE: “.420” (RCW 9.95.420) hearings, also known as CCB Release Hearings, held in the institutions, take place to determine whether an offender with a Determinate-Plus/6151 sentence is releasable. Denial of release and setting an additional term of up to 24 months must be based upon a finding by the Indeterminate Sentencing Review Board (ISRB) that a preponderance of evidence indicates the inmate is more likely than not to commit sex offenses if released on conditions.

In the event an inmate is found releasable, upon receipt of an acceptable release plan, recommended conditions and an approvable residence, the Board will issue an “Order of Release to Community Custody and Supervision Conditions”.

CCB Offenders

**TABLE H-B
CCB HEARING DECISIONS BY THE ISRB
HEARING TYPE BY BOARD DECISION
AS OF JUNE 30 2008**

HEARING TYPE	TOTAL	DECISION			
		NOT - RELEASABLE		RELEASABLE	
		N	%	N	%
TOTAL	380	229	60.3	151	39.7
1ST 420/CCB REL HRG	246	141	57.3	105	42.7
2ND 420/CCB REL HRG	95	55	57.9	40	42.1
3RD 420/CCB REL HRG	28	25	89.3	3	10.7
4TH 420/CCB REL HRG	10	7	70	3	30
5TH 420/CCB REL HRG	1	1	100	.	.

CCB Offenders

**TABLE H-C
CCB HEARING DECISIONS BY THE ISRB
SEX OFFENDER RISK BY MOST RECENT BOARD HEARING
AS OF JUNE 30, 2008**

SEX OFFENDER RISK	TOTAL	DECISION							
		NOT RELEASABLE		RELEASABLE		CONTINUED		DECISION PENDING	
		N	%	N	%	N	%	N	%
TOTAL	259	75	29	136	52.5	27	10.4	21	8.1
HIGH	65	38	58.5	11	16.9	12	18.5	4	6.2
HIGH-MODERATE	50	17	34	24	48	4	8	5	10
LOW-MODERATE	78	12	15.4	51	65.4	8	10.3	7	9
LOW	22	1	4.5	18	81.8	1	4.5	2	9.1
MISSING	44	7	15.9	32	72.7	2	4.5	3	6.8

NOTE: Sex Offender Risk categories are derived from actuarial risk assessments conducted by the Department of Corrections. Scores from up to three separate instruments were used for the derived category. The 259 offenders with data displayed in this table account for 440 recorded hearings--as seen in Tables H-A

CCB Offenders

TABLE R-A
CCB OFFENDERS RELEASED AFTER PRISON STAY
LENGTH OF STAY WHILE IN PRISON, BY MAXIMUM SENTENCE LENGTH
AS OF JUN 30, 2007

MAXIMUM SENTENCE LENGTH	TOTAL	MONTHS						AVERAGE STAY in MONTHS
		00 TO 11	12 TO 23	24 TO 35	36 TO 47	48 TO 59	60 PLUS	
		N	N	N	N	N	N	
TOTAL	120	25	23	19	23	24	6	32
5 YEAR	9	1	2	2	1	3		34.3
10 YR	12	1		3	2	6		44.5
LIFE	99	23	21	14	20	15	6	30.3

NOTE: CCB releases, for the purposes of this report, are offenders who have been released to Community Custody or have reached the maximum sentence date while in prison have have been released.

CCB Offenders

**TABLE R-B
CCB OFFENDERS RELEASED AFTER PRISON STAY
LENGTH OF STAY WHILE IN PRISON, BY SENTENCING GROUP
AS OF JUN 30, 2008**

SENTENCING GROUP	TOTAL	MONTHS						AVERAGE STAY in MONTHS
		00 TO 11	12 TO 23	24 TO 35	36 TO 47	48 TO 59	60 PLUS	
	N	N	N	N	N	N	N	
TOTAL	120	25	23	19	23	24	6	32
FIRST NON-PERSISTENT CRIME	48		1	8	16	17	6	46.5
SEXUAL MOTIVATION	60	24	22	9	5			17.6
PREVIOUS SEX OFFENSE	12	1		2	2	7		46

NOTE: CCB releases, for the purposes of this report, are offenders who have been released to Community Custody or have reached the maximum sentence date while in prison have have been released.

CCB Offenders

**TABLE R-C
CCB OFFENDERS RELEASED AFTER PRISON STAY
SEX OFFENDER RISK BY, SEX OFFENDER TREATMENT STATUS
AS OF JUN 30, 2008**

SEX OFFENDER RISK	TOTAL	TREATMENT STATUS							
		COMPLETED		DECLINED		DID NOT ENTER		TERMINATED	
		N	%	N	%	N	%	N	%
TOTAL	119	25	21	24	20.2	69	58	1	0.8
HIGH	12	1	8.3	3	25	7	58.3	1	8.3
HIGH-MODERATE	20	7	35	3	15	10	50	.	.
LOW-MODERATE	40	11	27.5	8	20	21	52.5	.	.
LOW	16	4	25	3	18.8	9	56.3	.	.
MISSING	31	2	6.5	7	22.6	22	71	.	.

NOTE: CCB releases, for the purposes of this report, are offenders who have been released to Community Custody or have reached the maximum sentence date while in prison have have been released.

Sex Offender Risk categories are derived from actuarial risk assessments conducted by the

Department of Corrections. Scores from up to three separate instruments were used for the derived category.

The Treatment Status DID NOT ENTER includes offenders who were found to be low priority

for treatment, as well as offenders who did not have a treatment priority established prior to release.

CCB Offenders

TABLE R-D
CCB OFFENDERS RELEASED AFTER PRISON STAY
CURRENT STATUS
AS OF JUN 30, 2008

CURRENT STATUS	TOTAL	FISCAL YEAR OF RELEASE											
		2003		2004		2005		2006		2007		2008	
			%		%		%		%		%		%
TOTAL	119	1	0.8	5	4.2	7	5.9	23	19.3	42	35.3	41	34.5
FIELD SUPERVISION	96	1	1	4	4.2	6	6.3	17	17.7	32	33.3	36	37.5
IN PRISON	16	.	.	1	6.3	1	6.3	4	25	8	50	2	12.5
PAST MAXIMUM	1	1	100
SPECIAL SUP	6	1	16.7	2	33.3	3	50

CCB Offenders

TABLE C-A
CCB OFFENDERS BEING SUPERVISED
CRIME BY RACE AND HISPANIC ORIGIN
AS OF JUN 30, 2008

CRIME1	TOTAL	RACE											
		WHITE		BLACK		N.A. INDIAN		ASIAN/P.I.		OTHER		UNKNOWN	
		N	%	N	%	N	%	N	%	N	%	N	%
TOTAL	98	74	75.5	12	12.2	2	2	2	2	6	6.1	2	2
OTHER FELONY	1	1	100.
MISD SEX	1	1	100.
RAPE OF CHILD 1	2	2	100.
RAPE 2	3	3	100.
RAPE OF CHILD 2	2	1	50.	1	50
CHILD MOLESTATION 1	34	29	85.3	1	2.9	1	2.9	.	.	3	8.8	.	.
IND LIBERTIES	4	4	100.
NV SEX, CHILD	1	1	100.
OTHER SEX CRIME	50	32	64	11	22	1	2	2	4	3	6	1	2

HISPANIC ORIGIN					
HISPANIC		NON-HISPANIC		UNKNOWN	
N	%	N	%	N	%
32	32.7	62	63.3	4	4.1
.	.	1	100.	.	.
.	.	1	100.	.	.
.	.	2	100.	.	.
2	66.7	1	33.3	.	.
2	100.
12	35.3	19	55.9	3	8.8
2	50	2	50.	.	.
.	.	1	100.	.	.
14	28	35	70	1	2

NOTE: The period of CCB supervision is for the entire duration of the maximum sentence.

Routine contacts and verifications during supervision are carefully noted on an electronic file chronological screen (chronos) by the Community Corrections Officer (CCO) to facilitate any necessary Board interventions

CCB Offenders

TABLE C-B
CCB OFFENDERS BEING SUPERVISED
COUNTY OF SUPERVISION BY CRIME
AS OF JUN 30, 2008

COUNTY OF SUPERVISION	TOTAL	CRIME													
		RAPE OF CHILD 1		RAPE 2		RAPE OF CHILD 2		CHILD MOLESTATION 1		IND LIBERTIES		NV SEX, CHILD		OTHER SEX CRIME	
		N	%	N	%	N	%	N	%	N	%	N	%	N	%
TOTAL	98	2	2	3	3.1	2	2	34	34.7	4	4.1	1	1	52	53
CLARK	3	1	33.3	2	66.7
COWLITZ	2	2	100
GRANT	1	1	100
KING	58	2	3.4	2	3.4	2	3.4	20	34.5	4	6.9	1	1.7	27	45.5
KITSAP	1	1	100
KITTITAS	1	1	100
LEWIS	2	1	50	1	50
OKANOGAN	1	1	100
PACIFIC	1	1	100
PIERCE	7	1	14.3	6	85.7
SNOHOMISH	8	4	50	4	50
SPOKANE	8	.	.	1	12.5	.	.	3	37.5	4	50
THURSTON	1	1	100
YAKIMA	4	2	50	2	50

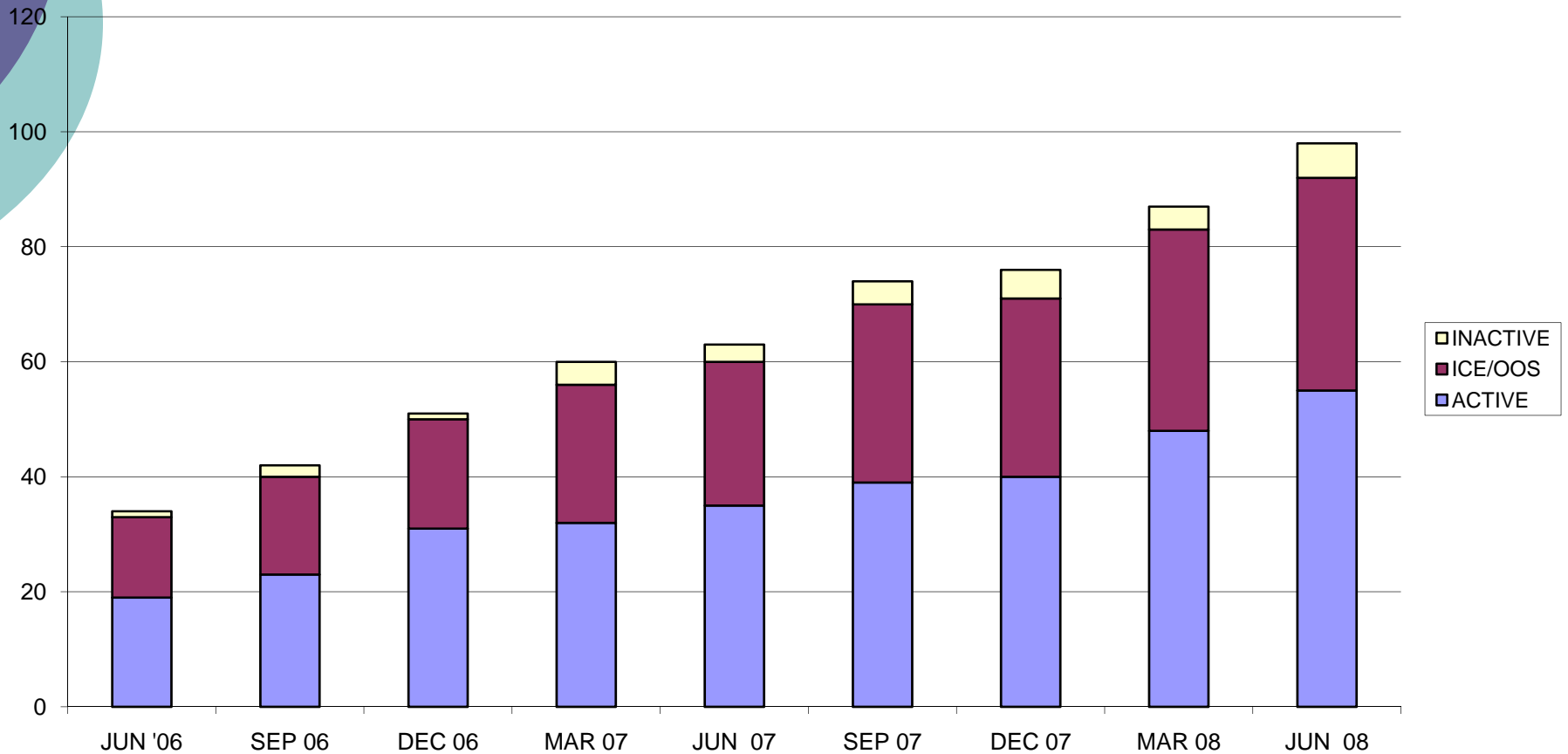
CCB Offenders

TABLE C-C
CCB OFFENDERS BEING SUPERVISED
COUNTY OF SUPERVISION BY SUPERVISION STATUS
AS OF JUN 30, 2008

COUNTY OF SUPERVISION	TOTAL	SUPERVISION STATUS													
		ICE CUSTODY		DEPORTED		ACTIVE-FLD		DETAINED		SUSPENDED		FAIL TO REPT		OUT OF STATE	
		N	%	N	%	N	%	N	%	N	%	N	%	N	%
TOTAL	98	16	16.3	21	21.4	53	54.1	4	4.1	1	1	1	1	2	2
CLARK	3	2	66.7	1	33.3
COWLITZ	2	2	100
GRANT	1	1	100
KING	58	16	27.6	21	36.2	20	34.5	.	.	1	1.7
KITSAP	1	1	100
KITTITAS	1	1	100
LEWIS	2	2	100
OKANOGAN	1	1	100
PACIFIC	1	1	100
PIERCE	7	4	57.1	2	28.6	.	.	1	14.3	.	.
SNOHOMISH	8	7	87.5	1	12.5
SPOKANE	8	7	87.5	1	12.5
THURSTON	1	1	100
YAKIMA	4	4	100

CCB Offenders

CCB OFFENDERS ON COMMUNITY CUSTODY
DISTRIBUTION OF SUPERVISION STATUS END OF QUARTER



CCB Offenders

TABLE C-D
 CCB OFFENDERS BEING SUPERVISED
 VIOLENT CRIME CONVICTIONS BY AGE
 AS OF JUN 30, 2008

VIOLENT	TOTAL	AGE																	
		21 TO 24		25 TO 29		30 TO 34		35 TO 39		40 TO 44		45 TO 49		50 TO 54		55 TO 59		65 AND OVER	
		N	%	N	%	N	%	N	%	N	%	N	%	N	%	N	%	N	%
TOTAL	98	14	14.3	20	20.4	17	17.3	16	16.3	12	12.2	10	10.2	3	3.1	5	5.1	1	1
NONVIOLENT	1	.	.	1	100.
VIOLENT	97	14	14.4	19	19.6	17	17.5	16	16.5	12	12.4	10	10.3	3	3.1	5	5.2	1	1

NOTE: The definition of Violent Crime is the statutory definition contained in RCW 9.94A.030(32)(b).

CCB Offenders

**TABLE C-E
CCB OFFENDERS BEING SUPERVISED
SEX OFFENDER TREATMENT REQUIREMENTS
BY CLASSIFICATION CATEGORY
AS OF JUN 30, 2008**

SEX OFFENDER TREATMENT REQUIRED	TOTAL	OFFENDER CLASSIFICATION					
		RMA		RMB		INACTIVE/DEPORTED	
		N	%	N	%	N	%
TOTAL	98	25	25.5	32	32.7	41	41.8
NO	20	2	10	5	25	13	65
YES	78	23	29.5	27	34.6	28	35.9



CCB Offenders

For Information contact:

R. Peggy Smith
Data, Planning and Research Administrator
Indeterminate Sentence Review Board
P.O. Box 40907
Olympia, WA 98504-0907
(360) 407-0670
rpsmith@doc1.wa.gov