

Determinate Plus/CCB Quarterly Report

JUNE 30, 2009

Published 7,14,2009

Updated 10,15,2009

CCB Offenders

TABLE OF CONTENTS AND HIGHLIGHTS	
INTRODUCTION	Background on Determinate-Plus/Community Custody Board (CCB) Sentences.
TABLES P-A through P-G	Tables displaying data related to CCB Sentenced Inmates.
*	Child Molestation 1, Rape of a Child 1, and Rape of a Child 2 account for 70 percent of the CCB sentences. This is up 2 percent from a year ago.
*	White offenders are 82 percent of the CCB inmate population, a markedly larger percentage than in the overall inmate population.
*	Hispanic Origin offenders are 13 percent of the CCB inmate population, compared to 9 percent of the overall inmate population.
*	Approximately 57 percent of the CCB inmates are less than 40 years old. A year ago, 59 percent of the CCB inmates were less than 40 years old.
*	Approximately 35 percent of the CCB inmates are eligible for release within the next three years.
GRAPH	End of Month Prison Population of Offenders with CCB Sentences.
*	The CCB inmate population grew by 15 percent during the last year.
GRAPH	Proportion of Inmates with Sex Offenses who have CCB Sentences.
*	CCB inmates are becoming a higher percentage of all sex offenders in prison. They made up 37 percent of the sex offender population, at the end of June 2009, compared to 34 percent in June 2008.

CCB Offenders

TABLES H-A through H-C

	Tables displaying data related to CCB Release Hearings held by the ISRB.
*	The number of CCB release hearings continues to grow. There was a 20 percent increase in CCB Release Hearings compared to Fiscal Year 2008
*	Close to 40 percent of the hearings continue to result in "releasable" findings.
*	The higher the Sex Offender Risk level, the lower the likelihood the Board will find an offender releasable.

TABLE R-A through R-D

	Tables displaying data related to CCB Offenders Released after serving prison sentence.
*	The average length of stay increased from 30.4 months to 39.9 months during the last year.
*	Offenders who commit crimes with sexual motivation continue to have the shortest lengths of stay.
*	Nearly one-third of released CCB offenders have completed the in-prison Sex Offender Treatment Program.

TABLES C-A through C-E

	Tables displaying data related to CCB Offenders Being Supervised in the Community
*	There has been a 53 percent increase in the number of CCB offenders on community custody supervision during the last year.
*	Hispanic offenders make up about 33 percent of these CCB offenders.
*	This is reflected in the fact that one-third of the CCB offenders are now in the custody of the Immigration and Custody Enforcement agency or have been deported. Such offenders are shown as being supervised in King Co.

GRAPH

	Distribution of Supervision Status
*	As the number of CCB offenders being supervised has grown, the distribution of supervision status has remained constant.

CONTACT

CCB Offenders

INTRODUCTION

Determinate-Plus (CCB) sentences are given to certain sex offenders who commit crimes on or after September 1, 2001 (RCW 9.94A.712). The sentencing Judge sets a minimum term of confinement for the sentence. The maximum term is the statutory maximum for the specific offense. After prison, offenders with CCB sentences must serve on community custody until the end of the maximum term.

CCB offenders may be released from prison once they serve the minimum term. The decision to release the offender, or keep the offender in prison longer, is made by the Indeterminate Sentence Review Board (RCW 9.95.420). That decision is made after a release hearing. This is part of a process where the Indeterminate Sentence Review Board (Board):

- Gathers and reviews information about the crime and the offender.
- Meets with the offender and listens to what that person has to say.
- Determines if the offender is more likely than not to commit another sex offense if released.

If the offender is found not-releasable, the Board sets a new minimum term. The time added can not be more than 5 years. The offender will have another hearing at the end of the new minimum term. Sometimes, if the offender completes in-prison sex offender treatment, the Board holds a hearing before the new minimum term is up.

If the offender is releasable, that person transfers to community custody. Offenders in the community are supervised by the Department of Corrections. The offender must obey rules of supervision. Separate rules may be set by the Board, the sentencing Court, or the Department of Corrections.

If a CCB offender breaks any of the community custody rules, the Board is notified by Department of Corrections' staff. The circumstances of the situation are investigated by the Board. The Board may revoke community custody supervision in response to a violation by an offender. When an offender is returned to prison, the Board sets another new minimum prison term.

This report contains facts about offenders who have gotten CCB sentences. A companion report about PRE-July1, 1984 indeterminate sentence offenders is also compiled by the Board.

CCB Offenders

**TABLE P-A
CCB INMATES
OFFENSE BY RACE AND HISPANIC ORIGIN
AS OF JUN 30, 2009**

OFFENSE	TOTAL	RACE												HISPANIC ORIGIN			
		WHITE		BLACK		N.A. INDIAN		ASIAN/ P.I.		OTHER		UNKN OWN		NON-HISPANIC		HISPANIC	
		N	%	N	%	N	%	N	%	N	%	N	%	N	%	N	%
TOTAL	1469	1200	81.7	159	10.8	40	2.7	42	2.9	16	1.1	12	0.8	1281	87.2	188	12.8
OTHER FELONY	9	5	55.6	2	22.2	1	11.1	1	11.1	7	77.8	2	22.2
RAPE OF CHILD 1	337	287	85.2	26	7.7	12	3.6	8	2.4	2	0.6	2	0.6	299	88.7	38	11.3
RAPE 1	93	58	62.4	27	29	1	1.1	3	3.2	4	4.3	.	.	78	83.9	15	16.1
RAPE 2	141	95	67.4	34	24.1	7	5	4	2.8	.	.	1	0.7	114	80.9	27	19.1
RAPE OF CHILD 2	259	219	84.6	20	7.7	7	2.7	9	3.5	2	0.8	2	0.8	222	85.7	37	14.3
CHILD MOLESTATION 1	429	384	89.5	19	4.4	6	1.4	11	2.6	6	1.4	3	0.7	373	86.9	56	13.1
IND LIBERTIES	45	28	62.2	10	22.2	2	4.4	4	8.9	1	2.2	.	.	44	97.8	1	2.2
NV SEX, CHILD	39	33	84.6	5	12.8	1	2.6	37	94.9	2	5.1
OTHER SEX CRIME	112	86	76.8	16	14.3	3	2.7	3	2.7	1	0.9	3	2.7	102	91.1	10	8.9
PUBLIC NUISANCE SEX	5	5	100	5	100	.	.

Note: Offense is missing for 7 offenders

CCB Offenders

**TABLE P-B
CCB INMATES
COUNTY OF CONVICTION BY SENTENCING GROUP
AS OF JUN 30, 2009**

COUNTY OF CONVICTION	TOTAL	GROUP									
		FIRST NON-PERSISTENT CRIME		SEXUAL MOTIVATION		PREVIOUS SEX OFFENSE		VIOLATOR			
		N	%	N	%	N	%	N	%	N	%
TOTAL	1469	1291	87.9	110	7.5	59	4			9	0.6
Adams	8	8	100
Asotin	12	12	100
Benton	47	46	97.9	.	.	1	2.1
Chelan	7	3	42.9	4	57.1
Clallam	17	16	94.1	.	.	1	5.9
Clark	158	130	82.3	20	12.7	6	3.8	.	.	2	1.3
Cowlitz	46	41	89.1	2	4.3	3	6.5
Douglas	10	10	100
Ferry	2	1	50	1	50
Franklin	17	17	100
Grant	28	26	92.9	1	3.6	1	3.6
Grays Harbor	38	31	81.6	1	2.6	5	13.2	.	.	1	2.6
Island	13	13	100
Jefferson	4	4	100
King	296	259	87.5	23	7.8	13	4.4	.	.	1	0.3
Kitsap	69	64	92.8	2	2.9	3	4.3
Kittitas	5	4	80	.	.	1	20
Klickitat	10	9	90	1	10
Lewis	49	44	89.8	3	6.1	2	4.1
Lincoln	2	2	100
Mason	24	24	100
Okanogan	10	10	100
Pacific	4	4	100
Pend Oreille	1	1	100
Pierce	190	156	82.1	29	15.3	3	1.6	.	.	2	1.1
San Juan	1	1	100
Skagit	27	24	88.9	3	11.1
Skamania	9	8	88.9	1	11.1
Snohomish	126	116	92.1	4	3.2	5	4	.	.	1	0.8
Spokane	87	65	74.7	8	9.2	12	13.8	.	.	2	2.3
Stevens	16	16	100
Thurston	53	49	92.5	2	3.8	2	3.8
Wahkiakum	1	1	100
Walla Walla	9	9	100
Whatcom	37	33	89.2	4	10.8
Whitman	6	6	100
Yakima	30	28	93.3	1	3.3	1	3.3

Note: County of Conviction is missing for 7 offenders

CCB Offenders

TABLE P-C
CCB INMATES
OFFENSE BY AGE
AS OF JUN 30, 2009

OFFENSE	TOTAL	AGE																					
		18 TO 20		21 TO 24		25 TO 29		30 TO 34		35 TO 39		40 TO 44		45 TO 49		50 TO 54		55 TO 59		60 TO 64		65 AND OVER	
		N	%	N	%	N	%	N	%	N	%	N	%	N	%	N	%	N	%	N	%	N	%
TOTAL	1469	26	1.8	144	9.8	237	16.1	186	12.7	239	16.3	188	12.8	167	11.4	101	6.9	69	4.7	54	3.7	58	3.9
OTHER FELONY	9	.	.	1	11.1	4	44.4	1	11.1	2	22.2	1	11.1
RAPE OF CHILD 1	337	5	1.5	32	9.5	35	10.4	53	15.7	61	18.1	45	13.4	40	11.9	17	5	22	6.5	12	3.6	15	4.5
RAPE 1	93	2	2.2	12	12.9	21	22.6	19	20.4	13	14	5	5.4	13	14	4	4.3	3	3.2	1	1.1	.	.
RAPE 2	141	5	3.5	15	10.6	33	23.4	16	11.3	13	9.2	19	13.5	17	12.1	15	10.6	2	1.4	4	2.8	2	1.4
RAPE OF CHILD 2	259	3	1.2	36	13.9	56	21.6	30	11.6	40	15.4	33	12.7	32	12.4	15	5.8	7	2.7	6	2.3	1	0.4
CHILD MOLESTATION 1	429	6	1.4	26	6.1	45	10.5	40	9.3	84	19.6	56	13.1	44	10.3	42	9.8	23	5.4	27	6.3	36	8.4
IND LIBERTIES	45	.	.	7	15.6	8	17.8	6	13.3	5	11.1	5	11.1	5	11.1	4	8.9	3	6.7	1	2.2	1	2.2
NV SEX, CHILD	39	.	.	4	10.3	5	12.8	3	7.7	5	12.8	8	20.5	6	15.4	1	2.6	4	10.3	2	5.1	1	2.6
OTHER SEX CRIME	112	5	4.5	11	9.8	30	26.8	17	15.2	16	14.3	14	12.5	9	8	3	2.7	4	3.6	1	0.9	2	1.8
PUBLIC NUISANCE SEX	5	1	20	.	.	2	40	1	20	.	.	1	20

Note: Offense is missing for 7 offenders

CCB Offenders

**TABLE P-D
CCB INMATES
OFFENSE BY SENTENCING GROUP
AS OF JUN 30, 2009**

OFFENSE	TOTAL	GROUP							
		FIRST NON-PERSISTENT CRIME		SEXUAL MOTIVATION		PREVIOUS SEX OFFENSE		VIOLATORS	
		N	%	N	%	N	%	N	%
TOTAL	1469	1291	87.9	110	7.5	59	4	9	0.6
OTHER FELONY	9	9	100
RAPE OF CHILD 1	337	337	100
RAPE 1	93	93	100
RAPE 2	141	139	98.6	.	.	2	1.4	.	.
RAPE OF CHILD 2	259	259	100
CHILD MOLESTATION 1	429	429	100
IND LIBERTIES	45	34	75.6	.	.	11	24.4	.	.
NV SEX, CHILD	39	39	100	.	.
OTHER SEX CRIME	112	.	.	110	98.2	2	1.8	.	.
PUBLIC NUISANCE SEX	5	5	100	.	.

Note: Offense is missing for 7 offenders

CCB Offenders

**TABLE P-E
CCB INMATES
TIME LEFT UNTIL THE EARLIEST POSSIBLE RELEASE DATE BY CURRENT CUSTODY
AS OF JUN 30, 2009**

TIME TO ERD	TOTAL	CURRENT CUSTODY											
		CLO		MAX		MED		MI3		MIN		UNCL	
		N	%	N	%	N	%	N	%	N	%	N	%
TOTAL	1450	89	6.1	23	1.6	225	15.5	1072	73.9	10	0.7	31	2.1
PAST RELEASE	30	2	6.7	27	90	1	3.3	.	.
LESS THAN 1YR	145	5	3.4	3	2.1	12	8.3	124	85.5	.	.	1	0.7
LESS THAN 3YR	326	7	2.1	6	1.8	35	10.7	264	81	5	1.5	9	2.8
LESS THAN 10YR	721	42	5.8	10	1.4	126	17.5	522	72.4	4	0.6	17	2.4
OVER 10 YR	228	35	15.4	4	1.8	50	21.9	135	59.2	.	.	4	1.8

NOTE: The time left until Earliest Possible Release Date (ERD) is calculated by subtracting end-of-the-month date from the current ERD.
Offenders with ERDs prior to the end of the current month are considered Past Release.
Current Custody categories are based on Prison Custody Classification codes, with categories less than MI3 combined into MIN.

CCB Offenders

TABLE P-F
CCB INMATES
CURRENT LOCATION BY CURRENT CUSTODY
AS OF JUN 30, 2009

CURRENT LOCATION	TOTAL	CURRENT CUSTODY											
		CLO		MAX		MED		MI3		MIN		UNCL	
		N	%	N	%	N	%	N	%	N	%	N	%
TOTAL	1450	89	6.1	23	1.6	225	15.5	1072	73.9	10	0.7	31	2.1
Interstate Compact	2	1	50	1	50
CBCC	45	36	80	.	.	3	6.7	3	6.7	.	.	3	6.7
CBCC -MSC	56	33	58.9	22	39.3	.	.	1	1.8
CBCC IMU	2	1	50	1	50
WCC Diag and Rec	29	4	14.3	.	.	19	67.9	4	14.3	1	3.6	1	0.5
MCC -WSR	41	1	2.4	.	.	19	46.3	18	43.9	.	.	3	7.3
MCC-TRU	218	10	4.6	206	94.5	1	0.5	1	0.5
MCC-IMU	8	.	.	6	75	1	12.5	1	12.5
MCC-SOU	39	4	10.3	5	12.8	.	.	28	71.8	.	.	2	5.1
WSP	81	38	46.9	.	.	14	17.3	24	29.6	1	1.2	4	4.9
WSP -MSC	21	11	52.4	9	42.9	.	.	1	4.8
WSP -IMU	8	1	12.5	4	50	2	25	1	12.5
WCCW	14	4	28.6	10	71.4
WCC -Insitution	86	21	24.4	62	72.1	.	.	3	3.5
WCC - IMU	7	.	.	4	57.1	1	14.3	2	28.6
MICC	128	1	0.8	.	.	3	2.3	122	95.3	.	.	2	1.6
MICC IMU	2	2	100
LCC	1	1	100	.	.
OOS	73	2	2.7	.	.	4	5.5	67	91.8
AHCC	276	40	14.5	229	83	2	0.7	5	1.8
CRCC	50	13	26	37	74
SCCC	257	1	0.4	.	.	26	10.1	224	87.2	1	0.4	5	1.9
SCCC IMU	3	.	.	3	100
AVCC	3	3	100	.	.

CCB Offenders

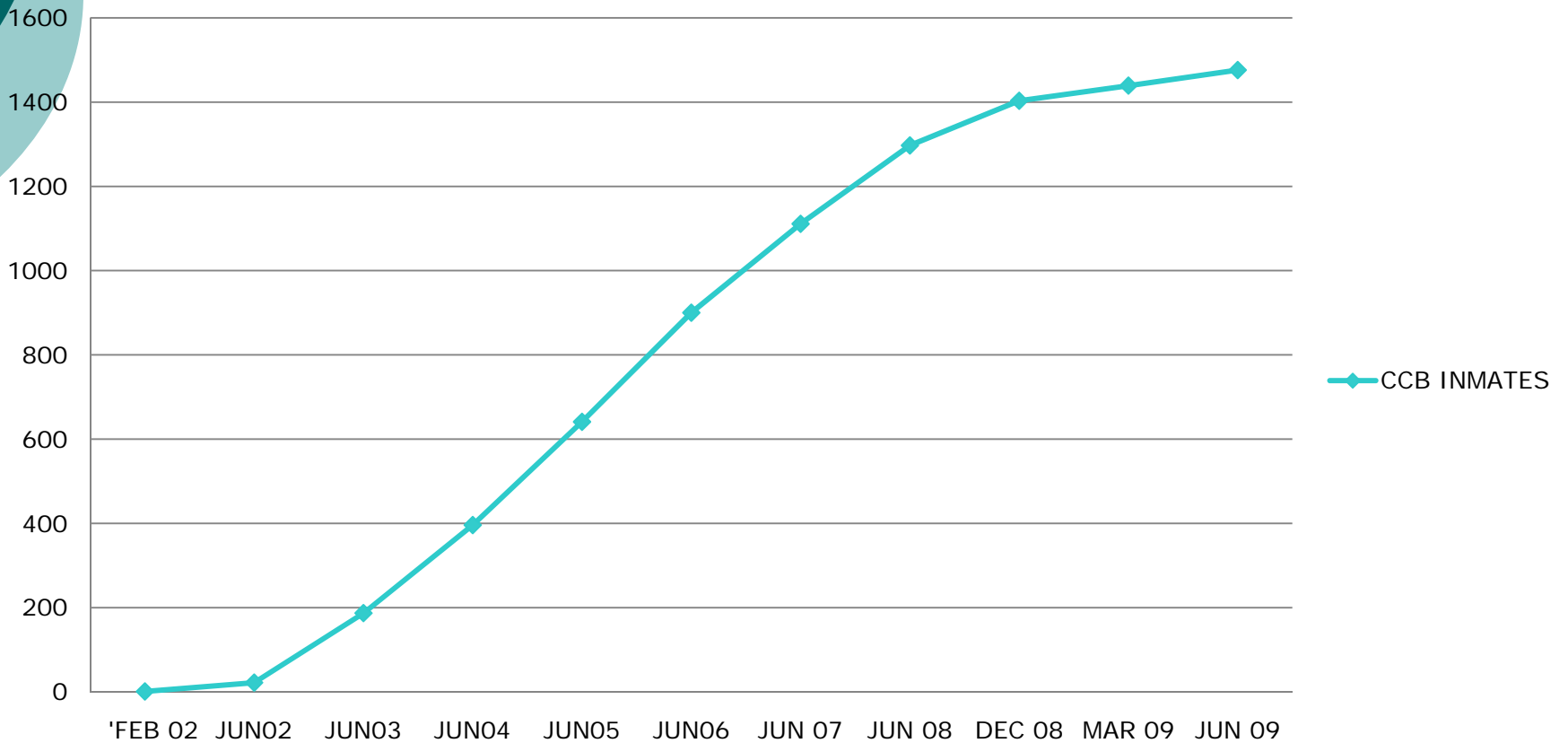
**TABLE P-G
CCB INMATES
TIME LEFT UNTIL THE EARLIEST POSSIBLE RELEASE DATE SEX OFFENDER TREATMENT PROGRAM STATUS
AS OF JUN 30, 2009**

TIME TO ERD	TOTAL	STATUS															
		COMPLETED		NOW IN PROGRAM		WAITING PROGRAM		NEEDS PRIORITY		LOW PRIORITY		ISSUES TO RESOLVE		DECLINED PROGRAM		TERMINATED PROGRAM	
		N	%	N	%	N	%	N	%	N	%	N	%	N	%	N	%
TOTAL	1345	71	5.3	76	5.7	182	13.5	912	67.8	19	1.4	38	2.8	41	3	6	0.4
PAST RELEASE	29	23	79.3	.	.	1	3.4	.	.	1	3.4	4	13.8
LESS THAN 1YR	133	30	22.6	51	38.3	12	9	13	9.8	3	2.3	7	5.3	14	10.5	3	2.2
LESS THAN 3YR	318	14	4.4	23	7.2	96	30.2	136	42.8	11	3.5	16	5	20	6.3	2	0.6
LESS THAN 10YR	659	4	0.6	2	0.3	70	10.6	564	85.6	4	0.6	7	1.1	7	1.1	1	0.2
OVER 10 YR	206	3	1.5	199	96.6	.	.	4	1.9

NOTE: The the Sex Offender Treatment Program Status groupings are presented here for discussion. These may change over time.
The time left until Earliest Possible Release Date (ERD) is calculated by subtracting end-of-the-month date from the current ERD.
Offenders with ERDs prior to the end of the current month are considered Past Release.

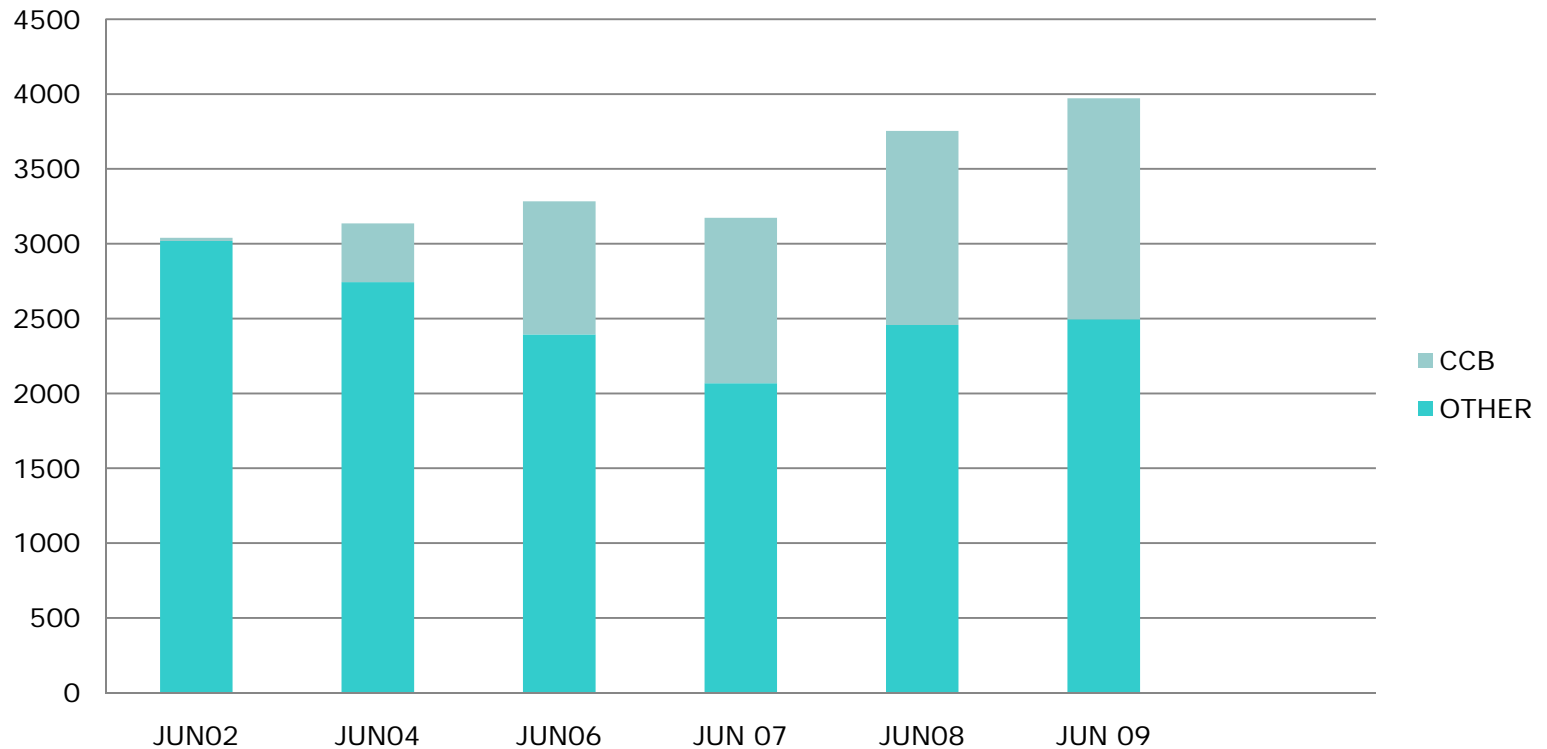
CCB Offenders

Inmates on Selected Dates



CCB Offenders

CCB vs OTHER SEX OFFENDERS SELECTED MONTHS



CCB Offenders

**TABLE H-A
CCB HEARINGS HELD BY THE ISRB
HEARING TYPE BY FISCAL YEAR (FY)
AS OF JUN 30, 2009**

HEARING TYPE	TOTAL	FY															
		FY 02		FY 03		FY 04		FY 05		FY 06		FY 07		FY 08		FY 09	
			%		%		%		%		%		%		%		%
TOTAL	654	1	0.2	10	1.5	28	4.3	44	6.8	65	10	121	18.6	172	26.5	213	30.7
1ST 420/CCB REL HRG	419	1	0.2	10	2.4	20	4.8	29	7	42	10.1	84	20.1	96	23	137	30.7
2ND 420/CCB REL HRG	152	7	4.6	10	6.6	14	9.3	23	15.2	55	36.4	43	26.5
3RD 420/CCB REL HRG	62	1	1.7	5	8.3	7	11.7	9	15	16	26.7	24	37.5
4TH 420/CCB REL HRG	30	2	11.8	5	29.4	4	23.5	6	33.3
5TH 420/CCB REL HRG	3	1	33.3	2	66.7
6TH 420/CCB REL HRG	1	1	100

NOTE: ".420" (RCW 9.95.420) hearings, also known as CCB Release Hearings, held in the institutions, take place to determine whether an offender with a Determinate-Plus/6151 sentence is releasable. Denial of release and setting an additional term of up to 24 months, or up to 60 months after July 1, 2007, must be based upon a finding by the Indeterminate Sentencing Review Board (ISRB) that a preponderance of evidence indicates the inmate is more likely than not to commit sex offenses if released on conditions.

In the event an inmate is found releasable, upon receipt of an acceptable release plan, recommended conditions and an approvable residence, the Board will issue an "Order of Release to Community Custody and Supervision Conditions".

CCB Offenders

TABLE H-B
CCB HEARING DECISIONS BY THE ISRB
HEARING TYPE BY BOARD DECISION
AS OF JUN 30, 2009

HEARING TYPE	TOTAL	DECISION			
		NOT - RELEASABLE		RELEASABLE	
		N	%	N	%
TOTAL	578	344	59.5	234	40.5
1ST 420/CCB REL HRG	372	227	61	145	39
2ND 420/CCB REL HRG	140	74	52.9	66	47.1
3RD 420/CCB REL HRG	46	30	65.2	16	34.8
4TH 420/CCB REL HRG	16	10	62.5	6	37.5
5TH 420/CCB REL HRG	3	2	66.7	1	33.3
6TH 420/CCB REL HRG	1	1	100	.	.

CCB Offenders

**TABLE H-C
CCB HEARING DECISIONS BY THE ISRB
SEX OFFENDER RISK BY MOST RECENT BOARD HEARING
AS OF JUN 30, 2009**

SEX OFFENDER RISK	TOTAL	DECISION							
		NOT RELEASABLE		RELEASABLE		CONTINUED		DECISION PENDING	
		N	%	N	%	N	%	N	%
TOTAL	374	114	30.5	204	54.5	38	10.2	18	4.8
1 HIGH	95	55	57.9	20	21.1	15	15.8	5	5.3
2 HIGHM	72	23	31.9	40	55.6	5	6.9	4	5.6
3 LOWM	121	25	20.7	79	65.3	11	9.1	6	5
4 LOW	36	2	5.6	28	77.8	4	11.1	2	5.6
MISSING	50	9	18	37	74	3	6	1	2

NOTE: Sex Offender Risk categories are derived from actuarial risk assessments conducted by the Department of Corrections. Scores from up to three separate instruments were used for the derived category. The 374 offenders with data displayed in this table account for 654 recorded hearings--as seen in Tables H-A

CCB Offenders

TABLE R-A
CCB OFFENDERS RELEASED AFTER PRISON STAY
LENGTH OF STAY WHILE IN PRISON, BY MAXIMUM SENTENCE LENGTH
AS OF JUN 30, 2009

MAXIMUM SENTENCE LENGTH	TOTAL	MONTHS						AVERAGE STAY in MONTHS
		00 TO 11	12 TO 23	24 TO 35	36 TO 47	48 TO 59	60 PLUS	
	N	N	N	N	N	N	N	
TOTAL	190	26	27	27	36	38	36	39.9
5 YR	19	1	6	4	8	1	42.7	
10 YR	14	4	3	2	4	1	38.9	
20 YR	1	1	1	1	1	1	75	
LIFE	156	25	23	18	30	26	34	39.4

NOTE: CCB releases, for the purposes of this report, includes all offenders who have been released to Community Custody or have reached the maximum sentence date while in prison and are released.

CCB Offenders

**TABLE R-B
CCB OFFENDERS RELEASED AFTER PRISON STAY
OFFENSE BY LENGTH OF STAY IN PRISON
AS OF JUN 30, 2009**

OFFENSE	TOTAL	MONTHS						AVERAGE STAY in MONTHS
		00 TO 11	12 TO 23	24 TO 35	36 TO 47	48 TO 59	60 PLUS	
	N	N	N	N	N	N	N	
TOTAL	190	26	27	27	36	38	36	39.9
RAPE OF CHILD 1	1	.	.	.	1	.	.	38.6
RAPE 1	1	1	83.9
RAPE 2	14	.	.	1	2	2	9	63.5
RAPE OTHER	2	.	.	2	.	.	.	32.3
RAPE OF CHILD 2	10	1	1	.	1	2	5	53.2
CHILD MOLESTATION 1	66	.	.	7	18	22	19	51.8
IND LIBERTIES	9	.	.	3	3	2	1	41.5
NV SEX, CHILD	10	1	.	2	2	5	.	43.2
OTHER SEX CRIME	77	24	26	12	9	5	1	22.6

NOTE: CCB releases, for the purposes of this report, are offenders who have been released to Community Custody or have reached the maximum sentence date while in prison and have been released.

CCB Offenders

**TABLE R-C
CCB OFFENDERS RELEASED AFTER PRISON STAY
SEX OFFENDER RISK BY SEX OFFENDER TREATMENT STATUS
AS OF JUN 30, 2009**

SEX OFFENDER RISK	TOTAL	TREATMENT STATUS							
		COMPLETED		DECLINED		DID NOT ENTER		TERMINATED	
		N	%	N	%	N	%	N	%
TOTAL	187	62	33.2	29	15.5	95	50.8	1	0.5
1 HIGH	20	7	35	4	20	9	45	.	.
2 HIGH MOD	33	16	48.5	3	9.1	14	42.4	.	.
3 LOW MOD	68	26	38.2	10	14.7	32	47.1	.	.
4 LOW	28	7	25	4	14.3	16	57.1	1	3.6
MISSING	38	6	15.8	8	21.1	24	63.2	.	.

NOTE: CCB releases, for the purposes of this report, are offenders who have been released to Community Custody or have reached the maximum sentence date while in prison and have have been released. The 187 offenders represent 190 releases.

Sex Offender Risk categories are derived from actuarial risk assessments conducted by the Department of Corrections. Scores from up to three separate instruments were used for the derived category.

The Treatment Status DID NOT ENTER includes offenders who were found to be low priority for treatment, as well as offenders who did not have a treatment priority established prior to release.

CCB Offenders

TABLE R-D
CCB OFFENDERS RELEASED AFTER PRISON STAY
CURRENT STATUS BY YEAR OF RELEASE (FY)
AS OF JUN 30, 2009

CURRENT STATUS	TOTAL	FISCAL YEAR OF RELEASE													
		2003		2004		2005		2006		2007		2008		2009	
		N	%	N	%	N	%	N	%	N	%	N	%	N	%
TOTAL	187	1	0.5	6	3.2	6	3.2	22	11.8	42	22.5	42	22.5	68	36.4
FIELD SUPERVISION	153	1	0.7	4	2.6	6	3.9	18	11.8	31	20.3	32	20.9	61	39.9
IN PRISON	13	.	.	1	7.7	.	.	2	15.4	7	53.8	2	15.4	1	7.7
PAST MAXIMUM	10	1	10	2	20	6	60	1	10
SPECIAL SUP	11	.	.	1	9.1	.	.	1	9.1	2	18.2	2	18.2	5	45.5

NOTE: Three offenders have had two releases from prison but only have one current status.

CCB Offenders

TABLE C-A
CCB OFFENDERS BEING SUPERVISED
OFFENSE BY RACE AND HISPANIC ORIGIN
AS OF JUN 30, 2009

OFFENSE	TOTAL	RACE												HISPANIC ORIGIN			
		WHITE		BLACK		N.A. INDIAN		ASIAN/P.I.		OTHER		UNKNOWN		NON-HISPANIC		HISPANIC	
		N	%	N	%	N	%	N	%	N	%	N	%	N	%	N	%
TOTAL	150	118	78.7	12	8	5	3.3	3	2	8	5.3	4	2.7	101	67.3	49	32.7
RAPE OF CHILD 1	4	4	100	2	50	2	50
RAPE 1	1	1	100	1	100	.	.
RAPE 2	12	10	83.3	1	8.3	.	.	1	8.3	8	66.7	4	33.3
RAPE OF CHILD 2	6	5	83.3	1	16.7	2	33.3	4	66.7
CHILD MOLESTATION 1	58	47	81	1	1.7	5	8.6	.	.	3	5.2	2	3.4	40	69	18	31
IND LIBERTIES	10	9	90	1	10	6	60	4	40
NV SEX, CHILD	5	5	100	5	100	.	.
OTHER SEX CRIME	54	37	68.5	9	16.7	.	.	2	3.7	5	9.3	1	1.9	37	68.5	17	31.5

CCB Offenders

TABLE C-B
CCB OFFENDERS BEING SUPERVISED
SUPERVISION STATUS BY OFFENSE
AS OF JUN 30, 2009

SUPERVISION STATUS	TOTAL	OFFENSE															
		RAPE OF CHILD 1		RAPE 1		RAPE 2		RAPE OF CHILD 2		CHILD MOLESTATION 1		INDECENT LIBERTIES		NV SEX, CHILD		OTHER SEX CRIME	
		N	%	N	%	N	%	N	%	N	%	N	%	N	%	N	%
TOTAL	150	4	2.7	1	0.7	12	8	6	4	58	38.7	10	6.7	5	3.3	54	36
ICE CUSTODY	10	2	20	2	20	4	40	2	20
DEPORTED	40	2	5	.	.	2	5	1	2.5	14	35	3	7.5	.	.	18	45
ACTIVE-FLD	91	2	2.2	1	1.1	7	7.7	3	3.3	38	41.8	6	6.6	5	5.5	29	31.9
CC ESCAPE	1	1	100
OOS TRANSFER	5	1	20	.	.	1	20	3	60
PENDING FIELD	3	1	33.3	1	33	.	.	1	33.3

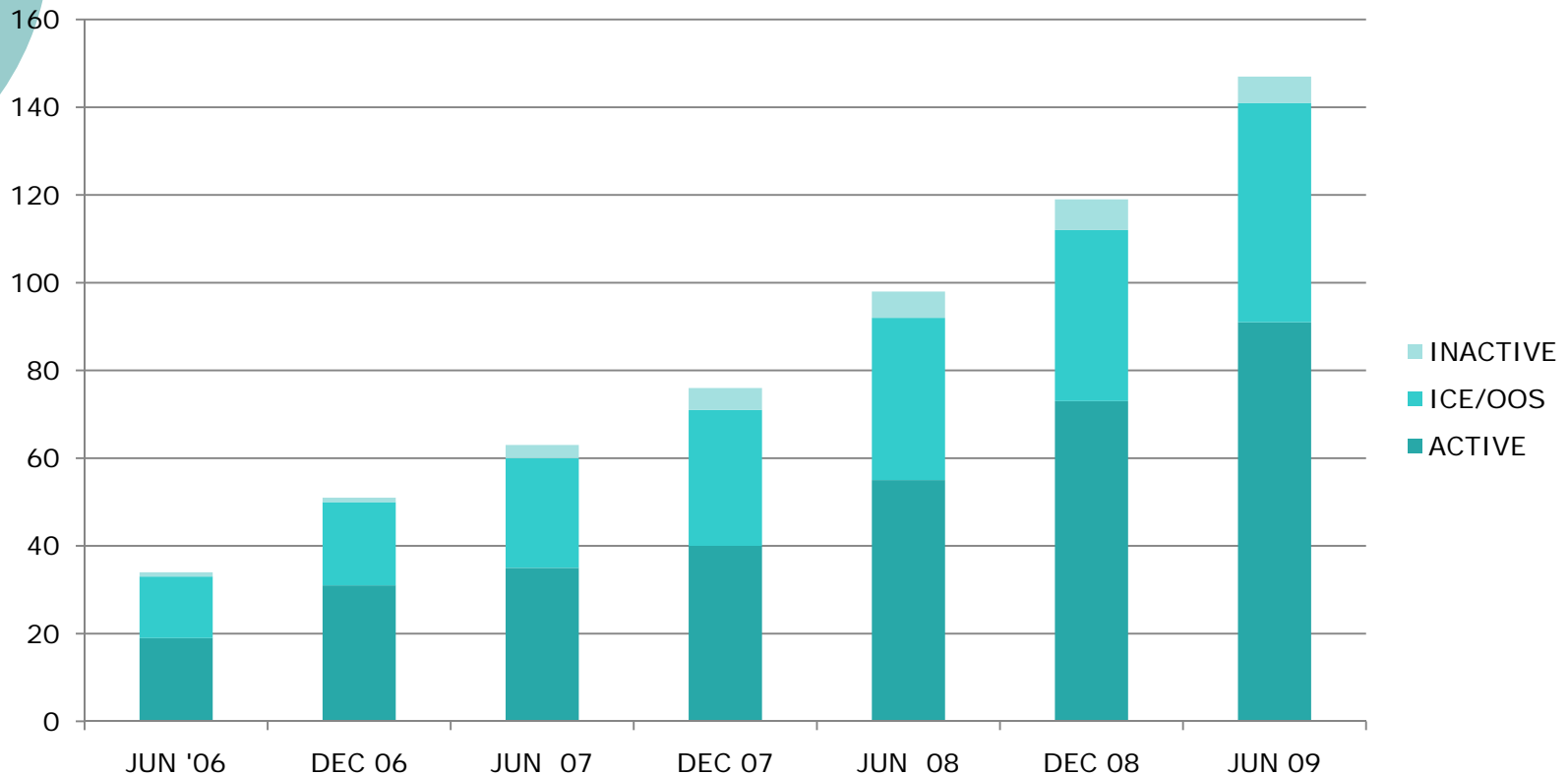
CCB Offenders

**TABLE C-C
CCB OFFENDERS BEING SUPERVISED
COUNTY OF SUPERVISION BY SUPERVISION STATUS
AS OF JUN 30, 2009**

COUNTY OF SUPERVISION	TOTAL	SUPERVISION STATUS									
		ICE CUSTODY		DEPORTED		ACTIVE-FLD		CC ESCAPE		OOS TRANSFER	
			%		%		%		%		%
TOTAL	147	10	6.8	40	27.2	91	61.9	1	0.7	5	3.4
King	81	9	11.1	40	49.4	32	39.5
Kitsap	3	1	33.3	.	.	2	66.7
Kittitas	1	1	100
Lewis	2	2	100
Mason	1	1	100
Okanogan	1	1	100
Pacific	1	1	100
Pierce	15	13	86.7	1	6.7	1	6.7
Skagit	1	1	100
Snohomish	14	14	100
Spokane	8	8	100
Thurston	4	3	75	.	.	1	25
Whatcom	2	2	100
Yakima	5	5	100
Clark	5	1	20	.	.	4	80
Unknown	3	2	67	.	.	1	33

CCB Offenders

SUPERVISION STATUS DISTRIBUTION AT THE END OF THE QUARTER



CCB Offenders

TABLE C-D
CCB OFFENDERS BEING SUPERVISED
OFFENDER SEX BY AGE
AS OF JUN 30, 2009

SEX	TOTAL	AGE																			
		21 TO 24		25 TO 29		30 TO 34		35 TO 39		40 TO 44		45 TO 49		50 TO 54		55 TO 59		60 TO 64		65 AND OVER	
		N	%	N	%	N	%	N	%	N	%	N	%	N	%	N	%	N	%	N	%
TOTAL	150	11	7.3	31	20.7	25	16.7	27	18	23	15.3	16	10.7	6	4	7	4.7	1	0.7	3	2
MALE	148	11	7.4	30	20.3	25	16.9	27	18.2	22	14.9	16	10.8	6	4.1	7	4.7	1	0.7	3	2
FEMALE	2	.	.	1	50.	1	50.

CCB Offenders

TABLE C-E
CCB OFFENDERS BEING SUPERVISED
SEX OFFENDER TREATMENT REQUIREMENTS
BY RISK CLASSIFICATION
AS OF JUN 30, 2009

SEX OFFENDER TREATMENT REQUIRED	TOTAL	RISK													
		High Violent		High Non-Viol		Moderate		Low		RMA		RMB		RMD	
		N	%	N	%	N	%	N	%	N	%	N	%	N	%
TOTAL	147	4	2.7	4	2.7	36	24.5	99	67.3	1	0.7	1	0.7	2	1.4
NO	26	1	3.8	1	3.8	5	19.2	18	69.2	.	.	1	3.8	.	.
YES	121	3	2.5	3	2.5	31	25.6	81	66.9	1	0.8	.	.	2	1.7



CCB Offenders

For Information contact:

R. Peggy Smith
Data, Planning and Research Administrator
Indeterminate Sentence Review Board
P.O. Box 40907
Olympia, WA 98504-0907
(360) 407-0670
rpsmith@doc1.wa.gov