

# Determinate Plus/CCB Quarterly Report

---

DECEMBER 31, 2008

# CCB Offenders

---

- Table of Contents
- Introduction
- Note to readers-for December 31,2008 Report
  - The source of data for the ISRB quarterly reports is the Department of Corrections electronic offender files. In August, 2008 the Department of Corrections migrated the majority of their records to an improved system. However, due to differences between the new and old systems, and phase in of the new system, certain data elements are not currently available.
  - Some tables have not been updated at all since June 2008. Some tables have a higher level than normal of missing data. Some tables contain new data elements, and these may change over time.
  - Use the contact information at the end of the report, if you have questions you would like answered.

# CCB Offenders

---

## INTRODUCTION

Determinate-Plus (CCB) sentences are given to certain sex offenders who commit crimes on or after September 1, 2001 (RCW 9.94A.712). The sentencing Judge sets a minimum term of confinement for the sentence. The maximum term is the statutory maximum for the specific offense. After prison, offenders with CCB sentences must serve on community custody until the end of the maximum term.

CCB offenders may be released from prison once they serve the minimum term. The decision to release the offender, or keep the offender in prison longer, is made by the Indeterminate Sentence Review Board (RCW 9.95.420). That decision is made after a release hearing. This is part of a process where the Indeterminate Sentence Review Board (Board):

- Gathers and reviews information about the crime and the offender.
- Meets with the offender and listens to what that person has to say.
- Determines if the offender is more likely than not to commit another sex offense if released.

If the offender is found not-releasable, the Board sets a new minimum term. The time added can not be more than 5 years. The offender will have another hearing at the end of the new minimum term. Sometimes, if the offender completes in-prison sex offender treatment, the Board holds a hearing before the new minimum term is up.

If the offender is releasable, that person transfers to community custody. Offenders in the community are supervised by the Department of Corrections. The offender must obey rules of supervision. Separate rules may be set by the Board, the sentencing Court, or the Department of Corrections.

If a CCB offender breaks any of the community custody rules, the Board is notified by Department of Corrections' staff. The circumstances of the situation are investigated by the Board. The Board may revoke community custody supervision in response to a violation by an offender. When an offender is returned to prison, the Board sets another new minimum prison term.

This report contains facts about offenders who have gotten CCB sentences. A companion report about PRE-July1, 1984 indeterminate sentence offenders is also compiled by the Board.

# CCB Offenders

**TABLE P-A  
CCB INMATES  
CRIME BY RACE AND HISPANIC ORIGIN  
AS OF DEC 31, 2008**

CRIME	TOTAL	RACE											
		WHITE		BLACK		N.A. INDIAN		ASIAN/ P.I.		OTHER		UNKN OWN	
		N	%	N	%	N	%	N	%	N	%	N	%
<b>TOTAL</b>	<b>1393</b>	1148	82.4	141	10.1	39	2.8	38	2.7	15	1.1	12	0.9
OTHER FELONY	1	1	100.	.	.	.	.	.	.	.	.	.	.
MISD PROPERTY	1	1	100.	.	.	.	.	.	.	.	.	.	.
MURDER 1	2	2	100.	.	.	.	.	.	.	.	.	.	.
MURDER 2	1	1	100.	.	.	.	.	.	.	.	.	.	.
RAPE OF CHILD 1	322	275	85.4	23	7.1	12	3.7	8	2.5	2	0.6	2	0.6
RAPE 1	76	47	61.8	22	28.9	1	1.3	2	2.6	4	5.3	.	.
RAPE 2	135	94	69.6	28	20.7	7	5.2	5	3.7	.	.	1	0.7
RAPE OF CHILD 2	246	209	85	17	6.9	7	2.8	9	3.7	2	0.8	2	0.8
CHILD MOLESTATION 1	401	356	88.8	18	4.5	7	1.7	10	2.5	5	1.2	5	1.2
IND LIBERTIES	41	26	63.4	9	22	2	4.9	3	7.3	1	2.4	.	.
NV SEX, CHILD	37	32	86.5	4	10.8	1	2.7	.	.	.	.	.	.
OTHER SEX CRIME	10	8	80	1	10.	.	.	.	.	.	.	1	10
PUBLIC NUISANCE SEX	5	5	100.	.	.	.	.	.	.	.	.	.	.
ROBBERY 1	1	.	.	1	100.	.	.	.	.	.	.	.	.
ASSAULT 1	3	1	33.3	2	66.7	.	.	.	.	.	.	.	.
ASSAULT 2	60	46	76.7	9	15	2	3.3	1	1.7	1	1.7	1	1.7
VEHICULR ASSAULT	5	5	100.	.	.	.	.	.	.	.	.	.	.
ASSAULT OTHER	1	.	.	1	100.	.	.	.	.	.	.	.	.
KIDNAP 1	12	12	100.	.	.	.	.	.	.	.	.	.	.
KIDNAP 2	5	5	100.	.	.	.	.	.	.	.	.	.	.
BURGLARY 1	16	12	75	4	25	.	.	.	.	.	.	.	.
BURGLARY 2	2	2	100.	.	.	.	.	.	.	.	.	.	.
THEFT 1	1	1	100.	.	.	.	.	.	.	.	.	.	.
OTHER PROPERTY	1	.	.	1	100.	.	.	.	.	.	.	.	.
UNKNOWN	8	7	87.5	1	12.5	.	.	.	.	.	.	.	.

HISPANIC ORIGIN			
NON-HISPANIC		HISPANIC	
N	%	N	%
1197	85.9	196	14.1
1	100.	.	.
1	100.	.	.
1	50	1	50
1	100.	.	.
282	87.6	40	12.4
62	81.6	14	18.4
107	79.3	28	20.7
208	84.6	38	15.4
342	85.3	59	14.7
39	95.1	2	4.9
35	94.6	2	5.4
10	100.	.	.
5	100.	.	.
1	100.	.	.
3	100.	.	.
56	93.3	4	6.7
4	80	1	20
1	100.	.	.
8	66.7	4	33.3
4	80	1	20
15	93.8	1	6.3
2	100.	.	.
1	100.	.	.
1	100.	.	.
7	87.5	1	12.5

Note: Crime is missing for 11 offenders

# CCB Offenders

**TABLE P-B  
CCB INMATES  
COUNTY OF CONVICTION BY SENTENCING GROUP  
AS OF DEC 31, 2008**

COUNTY OF CONVICTION	TOTAL	GROUP					
		FIRST NON-PERSISTENT CRIME		SEXUAL MOTIVATION		PREVIOUS SEX OFFENSE	
		N	%	N	%	N	%
<b>TOTAL</b>	<b>1404</b>	1252	89.2	95	6.8	57	4.1
Adams	8	8	100	.	.	.	.
Ferry	2	2	100	.	.	.	.
Franklin	15	15	100	.	.	.	.
Grant	29	28	96.6	1	3.4	.	.
Grays Harbor	38	37	97.4	1	2.6	.	.
Island	13	11	84.6	.	.	2	15.4
Jefferson	4	4	100	.	.	.	.
King	282	251	89	20	7.1	11	3.9
Kitsap	73	63	86.3	3	4.1	7	9.6
Kittitas	3	3	100	.	.	.	.
Asotin	12	12	100	.	.	.	.
Klickitat	10	9	90	1	10	.	.
Lewis	45	41	91.1	2	4.4	2	4.4
Lincoln	2	2	100	.	.	.	.
Mason	21	20	95.2	.	.	1	4.8
Okanogan	9	9	100	.	.	.	.
Pacific	3	3	100	.	.	.	.
Pend Oreille	2	2	100	.	.	.	.
Pierce	174	142	81.6	24	13.8	8	4.6
San Juan	1	1	100	.	.	.	.
Skagit	25	22	88	3	12	.	.
Benton	45	45	100	.	.	.	.
Skamania	8	7	87.5	1	12.5	.	.
Snohomish	129	119	92.2	5	3.9	5	3.9
Spokane	84	70	83.3	9	10.7	5	6
Stevens	14	14	100	.	.	.	.
Thurston	46	44	95.7	1	2.2	1	2.2
Wahkiakum	1	1	100	.	.	.	.
Walla Walla	8	8	100	.	.	.	.
Whatcom	38	31	81.6	4	10.5	3	7.9
Whitman	3	2	66.7	.	.	1	33.3
Yakima	28	26	92.9	1	3.6	1	3.6
Chelan	7	3	42.9	4	57.1	.	.
Clallam	18	17	94.4	.	.	1	5.6
Clark	151	131	86.8	14	9.3	6	4
Cowlitz	43	39	90.7	1	2.3	3	7
Douglas	10	10	100	.	.	.	.

# CCB Offenders

TABLE P-C  
CCB INMATES  
CRIME BY AGE  
AS OF DEC 31, 2008

CRIME	TOTAL	AGE																					
		18 TO 20		21 TO 24		25 TO 29		30 TO 34		35 TO 39		40 TO 44		45 TO 49		50 TO 54		55 TO 59		60 TO 64		65 AND OVER	
		N	%	N	%	N	%	N	%	N	%	N	%	N	%	N	%	N	%	N	%	N	%
TOTAL	1393	26	1.9	165	11.8	202	14.5	186	13.4	229	16.4	171	12.3	161	11.6	95	6.8	66	4.7	42	3	50	3.6
OTHER FELONY	1	.	.	.	.	.	.	.	.	.	.	1	100	.	.	.	.	.	.	.	.	.	.
MISD PROPERTY	1	.	.	.	.	.	.	1	100	.	.	.	.	.	.	.	.	.	.	.	.	.	.
MURDER 1	2	.	.	.	.	.	.	1	50	.	.	.	.	1	50	.	.	.	.	.	.	.	.
MURDER 2	1	.	.	.	.	.	.	.	.	1	100	.	.	.	.	.	.	.	.	.	.	.	.
RAPE OF CHILD 1	322	8	2.5	32	9.9	30	9.3	54	16.8	59	18.3	40	12.4	40	12.4	16	5	18	5.6	11	3.4	14	4.3
RAPE 1	76	2	2.6	12	15.8	20	26.3	14	18.4	10	13.2	6	7.9	8	10.5	2	2.6	1	1.3	.	.	.	.
RAPE 2	135	2	1.5	17	12.6	30	22.2	16	11.9	12	8.9	16	11.9	18	13.3	16	11.9	1	0.7	4	3	3	2.2
RAPE OF CHILD 2	246	2	0.8	51	20.7	40	16.3	30	12.2	37	15	31	12.6	31	12.6	12	4.9	7	2.8	4	1.6	1	0.4
CHILD MOLESTATION 1	401	6	1.5	26	6.5	45	11.2	41	10.2	78	19.5	49	12.2	44	11	39	9.7	25	6.2	20	5	28	7
IND LIBERTIES	41	1	2.4	5	12.2	3	7.3	9	22	5	12.2	5	12.2	5	12.2	3	7.3	3	7.3	1	2.4	1	2.4
NV SEX, CHILD	37	.	.	6	16.2	6	16.2	2	5.4	4	10.8	9	24.3	3	8.1	1	2.7	4	10.8	1	2.7	1	2.7
OTHER SEX CRIME	10	1	10	1	10	2	20	.	.	1	10	1	10	1	10	2	20	1	10	.	.	.	.
PUBLIC NUISANCE SEX	5	.	.	.	.	.	.	.	.	.	.	2	40	2	40	1	20	.	.	.	.	.	.
ROBBERY 1	1	.	.	.	.	.	.	.	.	.	.	.	.	.	.	.	.	1	100	.	.	.	.
ASSAULT 1	3	.	.	.	.	.	.	1	33.3	2	66.7	.	.	.	.	.	.	.	.	.	.	.	.
ASSAULT 2	60	2	3.3	12	20	16	26.7	10	16.7	8	13.3	5	8.3	4	6.7	.	.	1	1.7	.	.	2	3.3
VEHICULR ASSAULT	5	.	.	.	.	.	.	.	.	3	60	.	.	.	.	.	.	2	40	.	.	.	.
ASSAULT OTHER	1	.	.	.	.	.	.	.	.	.	.	.	.	.	.	.	.	1	100	.	.	.	.
KIDNAP 1	12	.	.	.	.	2	16.7	2	16.7	2	16.7	3	25	2	16.7	1	8.3	.	.	.	.	.	.
KIDNAP 2	5	.	.	.	.	3	60	.	.	1	20	.	.	1	20	.	.	.	.	.	.	.	.
BURGLARY 1	16	2	12.5	2	12.5	3	18.8	3	18.8	3	18.8	2	12.5	.	.	1	6.3	.	.	.	.	.	.
BURGLARY 2	2	.	.	.	.	1	50	.	.	.	.	1	50	.	.	.	.	.	.	.	.	.	.
THEFT 1	1	.	.	.	.	.	.	.	.	1	100	.	.	.	.	.	.	.	.	.	.	.	.
OTHER PROPERTY	1	.	.	.	.	1	100	.	.	.	.	.	.	.	.	.	.	.	.	.	.	.	.
UNKNOWN	8	.	.	1	12.5	.	.	2	25	2	25	.	.	1	12.5	1	12.5	1	12.5	.	.	.	.

# CCB Offenders

**TABLE P-D  
CCB INMATES  
CRIME BY SENTENCING GROUP  
AS OF DEC 31, 2008**

CRIME	TOTAL	GROUP					
		FIRST NON-PERSISTENT CRIME		SEXUAL MOTIVATION		PREVIOUS SEX OFFENSE	
		N	%	N	%	N	%
<b>TOTAL</b>	<b>1393</b>	1247	89.5	91	6.5	55	3.9
OTHER FELONY	1	.	.	.	.	1	100
MISD PROPERTY	1	.	.	1	100	.	.
MURDER 1	2	1	50	.	.	1	50
MURDER 2	1	1	100	.	.	.	.
RAPE OF CHILD 1	322	322	100	.	.	.	.
RAPE 1	76	66	86.8	.	.	10	13.2
RAPE 2	135	133	98.5	.	.	2	1.5
RAPE OF CHILD 2	246	242	98.4	1	0.4	3	1.2
CHILD MOLESTATION 1	401	386	96.3	.	.	15	3.7
IND LIBERTIES	41	39	95.1	.	.	2	4.9
NV SEX, CHILD	37	35	94.6	.	.	2	5.4
OTHER SEX CRIME	10	2	20	6	60	2	20
PUBLIC NUISANCE SEX	5	5	100	.	.	.	.
ROBBERY 1	1	.	.	.	.	1	100
ASSAULT 1	3	2	66.7	.	.	1	33.3
ASSAULT 2	60	2	3.3	55	91.7	3	5
VEHICULR ASSAULT	5	1	20	4	80	.	.
ASSAULT OTHER	1	.	.	.	.	1	100
KIDNAP 1	12	4	33.3	7	58.3	1	8.3
KIDNAP 2	5	1	20	3	60	1	20
BURGLARY 1	16	.	.	12	75	4	25
BURGLARY 2	2	.	.	2	100	.	.
THEFT 1	1	.	.	.	.	1	100
OTHER PROPERTY	1	1	100	.	.	.	.
UNKNOWN	8	4	50	.	.	4	50

# CCB Offenders

**TABLE P-E  
CCB INMATES  
TIME LEFT UNTIL THE EARLIEST POSSIBLE RELEASE DATE BY CURRENT CUSTODY  
AS OF DEC 31, 2008**

TIME TO ERD	TOTAL	CURRENT CUSTODY											
		CLO		MAX		MED		MI3		MIN		UNCL	
		N	%	N	%	N	%	N	%	N	%	N	%
<b>TOTAL</b>	<b>1389</b>	107	7.7	20	1.4	247	17.8	939	67.6	21	1.5	55	4
<b>PAST RELEASE</b>	<b>32</b>	.	.	.	.	3	9.4	26	81.3	2	6.3	1	3.1
<b>LESS THAN 1YR</b>	<b>148</b>	3	2	3	2	9	6.1	126	85.1	2	1.4	5	3.4
<b>LESS THAN 3YR</b>	<b>288</b>	15	5.2	2	0.7	40	13.9	207	71.9	10	3.5	14	4.9
<b>LESS THAN 10YR</b>	<b>697</b>	51	7.3	12	1.7	153	22	458	65.7	6	0.9	17	2.4
<b>OVER 10YR</b>	<b>224</b>	38	17	3	1.3	42	18.8	122	54.5	1	0.4	18	8

NOTE: The time left until Earliest Possible Release Date (ERD) is calculated by subtracting end-of-the-month date from the current ERD.  
Offenders with ERDs prior to the end of the current month are considered Past Release.  
Current Custody categories are based on Prison Custody Classification codes, with categories less than MI3 combined into MIN.

# CCB Offenders

TABLE P-F  
CCB INMATES  
CURRENT LOCATION BY CURRENT CUSTODY  
AS OF DEC 31, 2008

CURRENT LOCATION	TOTAL	CURRENT CUSTODY											
		CLO		MAX		MED		MI3		MIN		UNCL	
		N	%	N	%	N	%	N	%	N	%	N	%
TOTAL	1388	107	7.7	20	1.4	247	17.8	939	67.7	21	1.5	54	3.9
INTERSTATE	2	.	.	.	.	1	50	1	50	.	.	.	.
CBCC	37	27	73.	.	.	2	5.4	4	10.8	1	2.7	3	8.1
CBCC -MSC	53	.	.	.	.	38	71.7	9	17	4	7.5	2	3.8
CBCC IMU	3	.	.	1	33.3	1	33.3	.	.	.	.	1	33.3
WCC DIAG&REC	30	3	10.	.	.	18	60	9	30	.	.	.	.
MCC- WSR	52	32	61.5	.	.	4	7.7	10	19.2	.	.	6	11.5
MCC-TRU	196	.	.	.	.	13	6.6	171	87.2	6	3.1	6	3.1
MCC-IMU	11	3	27.3	6	54.5	1	9.1	1	9.1	.	.	.	.
MCC-SOU	36	4	11.1	4	11.1	2	5.6	22	61.1	.	.	4	11.1
WSP	71	23	32.4	.	.	20	28.2	22	31	1	1.4	5	7
WSP -MSC	31	.	.	.	.	10	32.3	19	61.3	1	3.2	1	3.2
WSP -IMU	8	2	25	5	62.5	1	12.5	.	.	.	.	.	.
WCCW	13	1	7.7	.	.	6	46.2	6	46.2	.	.	.	.
WCC -INST	82	.	.	.	.	24	29.3	52	63.4	.	.	6	7.3
WCC - IMU	5	.	.	2	40	3	60	.	.	.	.	.	.
MICC	115	.	.	.	.	4	3.5	109	94.8	.	.	2	1.7
MICC MSU	1	.	.	.	.	.	.	.	.	1	100	.	.
OOS	149	10	6.7	.	.	16	10.7	121	81.2	1	0.7	1	0.7
AHCC	250	.	.	1	0.4	46	18.4	191	76.4	4	1.6	8	3.2
SCCC	238	2	0.8	.	.	35	14.7	192	80.7	1	0.4	8	3.4
SCCC IMU	3	.	.	1	33.3	2	66.7	.	.	.	.	.	.
AVCC	2	.	.	.	.	.	.	.	.	1	50	1	50

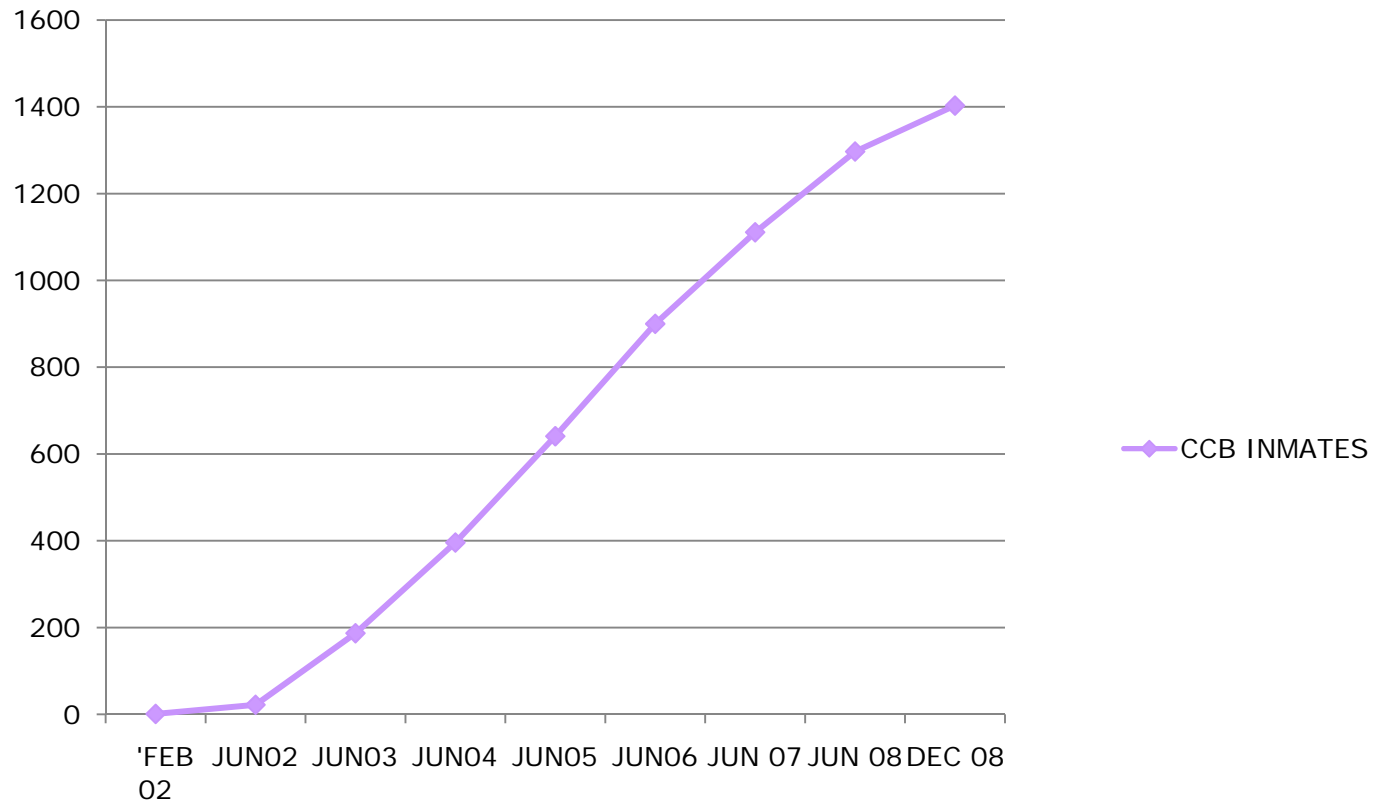
# CCB Offenders

TABLE P-G  
CCB INMATES  
TIME LEFT UNTIL THE EARLIEST POSSIBLE RELEASE DATE SEX OFFENDER TREATMENT PROGRAM STATUS  
AS OF DEC 31, 2008

TIME TO ERD	TOTAL	STATUS															
		COMPLETED		NOW IN PROGRAM		WAITING PROGRAM		NEEDS PRIORITY		LOW PRIORITY		ISSUES TO RESOLVE		DECLINED PROGRAM		TERMINATED PROGRAM	
		N	%	N	%	N	%	N	%	N	%	N	%	N	%	N	%
TOTAL	1279	60	4.7	76	5.9	124	9.7	916	71.6	28	2.2	39	3	30	2.3	6	0.5
PAST RELEASE	28	20	71.4	1	3.6	1	3.6	1	3.6	.	.	2	7.1	3	10.7	.	.
LESS THAN 1YR	143	25	17.5	58	40.6	12	8.4	13	9.1	9	6.3	13	9.1	13	9.1	.	.
LESS THAN 3YR	277	12	4.3	14	5.1	60	21.7	147	53.1	14	5.1	15	5.4	10	3.6	5	1.8
LESS THAN 10YR	632	2	0.3	3	0.5	48	7.6	564	89.2	5	0.8	5	0.8	4	0.6	1	0.2
OVER 10 YR	199	1	0.5	.	.	3	1.5	191	96	.	.	4	2	.	.	.	.

NOTE: The the Sex Offender Treatment Program Status groupings are presented here for discussion. These may change over time.  
The time left until Earliest Possible Release Date (ERD) is calculated by subtracting end-of-the-month date from the current ERD.  
Offenders with ERDs prior to the end of the current month are considered Past Release.

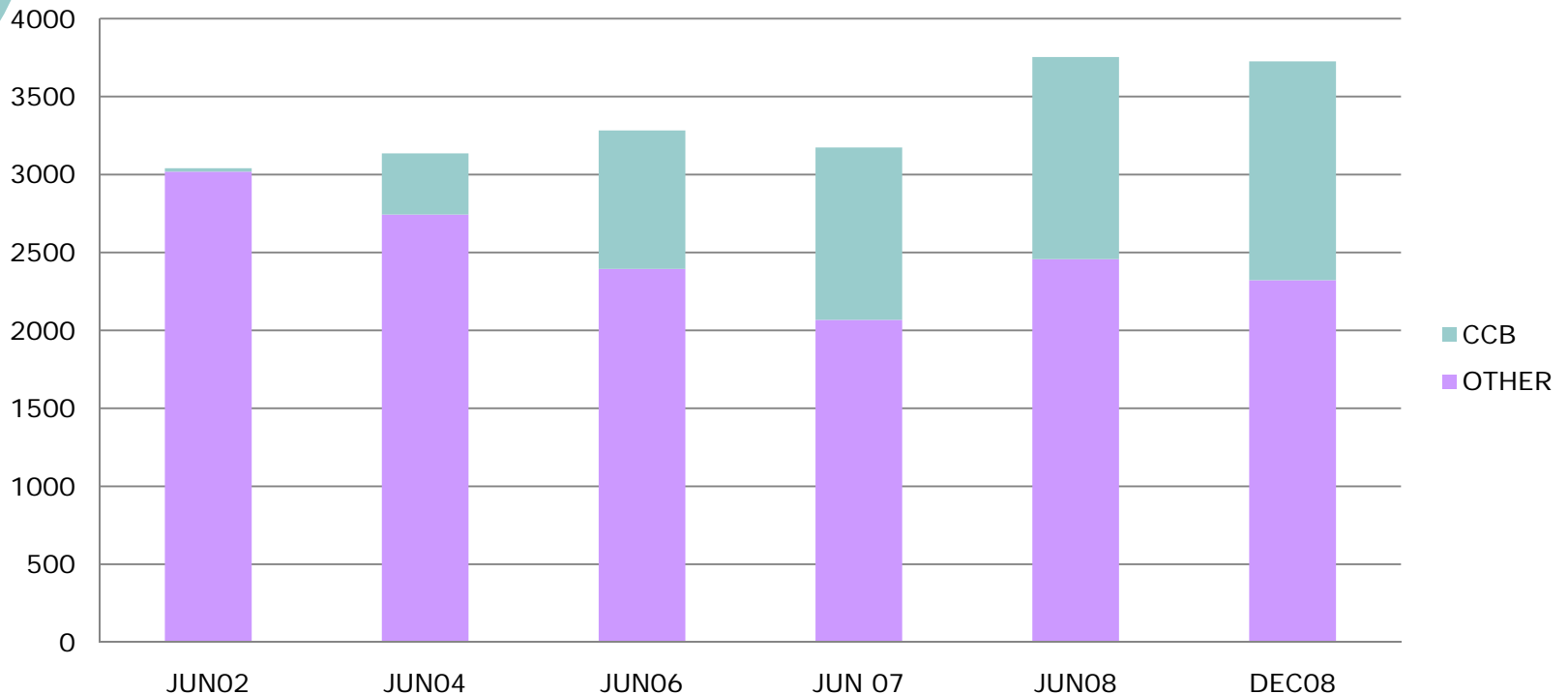
# CCB Offenders



# CCB Offenders

---

## CCB vs OTHER SEX OFFENDERS SELECTED MONTHS



# CCB Offenders

**TABLE H-A  
CCB HEARINGS HELD BY THE ISRB  
HEARINGS PER FISCAL YEAR BY TYPE  
AS OF DEC 31, 2008**

HEARING TYPE	TOTAL	FY															
		FY 02		FY 03		FY 04		FY 05		FY 06		FY 07		FY 08		FY 09	
			%		%		%		%		%		%		%		%
<b>TOTAL</b>	<b>527</b>	1	0.2	10	1.9	28	5.3	44	8.3	65	12.3	121	23	172	32.6	86	16.3
<b>1ST 420/CCB REL HRG</b>	<b>338</b>	1	0.3	10	3	20	5.9	29	8.6	42	12.4	84	24.9	96	28.4	56	16.6
<b>2ND 420/CCB REL HRG</b>	<b>124</b>	.	.	.	.	7	5.6	10	8.1	14	11.3	23	18.5	55	44.4	15	12.1
<b>3RD 420/CCB REL HRG</b>	<b>49</b>	.	.	.	.	1	2	5	10.2	7	14.3	9	18.4	16	32.7	11	22.4
<b>4TH 420/CCB REL HRG</b>	<b>13</b>	.	.	.	.	.	.	.	.	2	15.4	5	38.5	4	30.8	2	15.4
<b>5TH 420/CCB REL HRG</b>	<b>3</b>	.	.	.	.	.	.	.	.	.	.	.	.	1	33.3	2	66.7

NOTE: “.420” (RCW 9.95.420) hearings, also known as CCB Release Hearings, held in the institutions, take place to determine whether an offender with a Determinate-Plus/6151 sentence is releasable. Denial of release and setting an additional term of up to 24 months, or up to 60 months after July 1, 2007, must be based upon a finding by the Indeterminate Sentencing Review Board (ISRB) that a preponderance of evidence indicates the inmate is more likely than not to commit sex offenses if released on conditions.

In the event an inmate is found releasable, upon receipt of an acceptable release plan, recommended conditions and an approvable residence, the Board will issue an “Order of Release to Community Custody and Supervision Conditions”.

# CCB Offenders

**TABLE H-B  
CCB HEARING DECISIONS BY THE ISRB  
HEARING TYPE BY BOARD DECISION  
AS OF DEC 31, 2008**

HEARING TYPE	TOTAL	DECISION			
		NOT - RELEASABLE		RELEASABLE	
		N	%	N	%
<b>TOTAL</b>	<b>467</b>	285	61	182	39
<b>1ST 420/CCB REL HRG</b>	<b>302</b>	180	59.6	122	40.4
<b>2ND 420/CCB REL HRG</b>	<b>114</b>	65	57	49	43
<b>3RD 420/CCB REL HRG</b>	<b>36</b>	28	77.8	8	22.2
<b>4TH 420/CCB REL HRG</b>	<b>13</b>	10	76.9	3	23.1
<b>5TH 420/CCB REL HRG</b>	<b>2</b>	2	100	.	.

# CCB Offenders

**TABLE H-C  
CCB HEARING DECISIONS BY THE ISRB  
SEX OFFENDER RISK BY MOST RECENT BOARD HEARING  
AS OF DEC 31, 2008**

SEX OFFENDER RISK	TOTAL	DECISION							
		NOT RELEASABLE		RELEASABLE		CONTINUED		DECISION PENDING	
		N	%	N	%	N	%	N	%
<b>TOTAL</b>	<b>305</b>	100	32.8	165	54.1	33	10.8	7	2.3
<b>1 HIGH</b>	<b>74</b>	44	59.5	16	21.6	13	17.6	1	1.4
<b>2 HIGH MOD</b>	<b>62</b>	26	41.9	31	50	5	8.1	.	.
<b>3 LOW MOD</b>	<b>98</b>	21	21.4	61	62.2	11	11.2	5	5.1
<b>4 LOW</b>	<b>27</b>	2	7.4	23	85.2	2	7.4	.	.
<b>MISSING</b>	<b>44</b>	7	15.9	34	77.3	2	4.5	1	2.3

NOTE: Sex Offender Risk categories are derived from actuarial risk assessments conducted by the Department of Corrections. Scores from up to three separate instruments were used for the derived category. The 305 offenders with data displayed in this table account for 527 recorded hearings--as seen in Tables H-A

# CCB Offenders

**TABLE R-A  
CCB OFFENDERS RELEASED AFTER PRISON STAY  
LENGTH OF STAY WHILE IN PRISON, BY MAXIMUM SENTENCE LENGTH  
AS OF DEC 31, 2008**

MAXIMUM SENTENCE LENGTH	TOTAL N	MONTHS						AVERAGE STAY in MONTHS
		00 TO 11 N	12 TO 23 N	24 TO 35 N	36 TO 47 N	48 TO 59 N	60 PLUS N	
<b>TOTAL</b>	<b>148</b>	26	24	22	28	27	21	36.0
<b>5 YEAR</b>	<b>14</b>	1		5	2	6		42.3
<b>10 YR</b>	<b>10</b>	1	2	2	1	3	1	37.5
<b>LIFE</b>	<b>124</b>	24	22	15	25	18	20	35.2

NOTE: CCB releases, for the purposes of this report, are offenders who have been released to Community Custody or have reached the maximum sentence date while in prison are considered as having been released.

# CCB Offenders

**TABLE R-B  
CCB OFFENDERS RELEASED AFTER PRISON STAY  
LENGTH OF STAY WHILE IN PRISON, BY SENTENCING GROUP  
AS OF DEC 31, 2008**

SENTENCING GROUP	TOTAL	MONTHS						AVERAGE STAY in MONTHS
		00 TO 11	12 TO 23	24 TO 35	36 TO 47	48 TO 59	60 PLUS	
	N	N	N	N	N	N	N	
<b>TOTAL</b>	<b>148</b>	26	24	22	28	27	21	36.0
<b>FIRST NON-PERSISTENT CRIME</b>	<b>72</b>	2	1	11	19	21	18	48.3
<b>SEXUAL MOTIVATION</b>	<b>57</b>	20	22	8	6		1	19.4
<b>PREVIOUS SEX OFFENSE</b>	<b>19</b>	4	1	3	3	6	2	39.4

NOTE: CCB releases, for the purposes of this report, are offenders who have been released to Community Custody or have reached the maximum sentence date while in prison are considered as having been released.

# CCB Offenders

**TABLE R-C  
CCB OFFENDERS RELEASED AFTER PRISON STAY  
SEX OFFENDER RISK BY, SEX OFFENDER TREATMENT STATUS  
AS OF DEC 31, 2008**

SEX OFFENDER RISK	TOTAL	TREATMENT STATUS							
		COMPLETED		DECLINED		DID NOT ENTER		TERMINATED	
		N	%	N	%	N	%	N	%
<b>TOTAL</b>	<b>144</b>	38	26.4	24	16.7	81	56.3	1	0.7
<b>1 HIGH</b>	<b>16</b>	4	25	3	18.8	8	50	1	6.3
<b>2 HIGH MOD</b>	<b>27</b>	11	40.7	3	11.1	13	48.1	.	.
<b>3 LOW MOD</b>	<b>50</b>	16	32	8	16	26	52	.	.
<b>4 LOW</b>	<b>20</b>	5	25	3	15	12	60	.	.
<b>MISSING</b>	<b>31</b>	2	6.5	7	22.6	22	71	.	.

NOTE: CCB releases, for the purposes of this report, are offenders who have been released to Community Custody or have reached the maximum sentence date while in prison have have been released.

Sex Offender Risk categories are derived from actuarial risk assessments conducted by the Department of Corrections. Scores from up to three separate instruments were used for the derived category. The Treatment Status DID NOT ENTER includes offenders who were found to be low priority for treatment, as well as offenders who did not have a treatment priority established prior to release.

# CCB Offenders

TABLE R-D  
CCB OFFENDERS RELEASED AFTER PRISON STAY  
CURRENT STATUS  
AS OF DEC 31, 2008

CURRENT STATUS	TOTAL	FISCAL YEAR OF RELEASE													
		2003		2004		2005		2006		2007		2008		2009	
			%		%		%		%		%		%		%
TOTAL	144	1	0.7	5	3.5	7	4.9	23	16	42	29.2	41	28.5	25	17.4
FIELD SUPERVISION	118	1	0.8	4	3.4	6	5.1	18	15.3	32	27.1	34	28.8	23	19.5
IN PRISON	11	.	.	.	.	1	9.1	2	18.2	7	63.6	1	9.1	.	.
PAST MAXIMUM	8	.	.	.	.	.	.	1	12.5	2	25	5	62.5	.	.
SPECIAL SUP	7	.	.	1	14.3	.	.	2	28.6	1	14.3	1	14.3	2	28.6

# CCB Offenders

TABLE C-A  
CCB OFFENDERS BEING SUPERVISED  
CRIME BY RACE AND HISPANIC ORIGIN  
AS OF DEC 31, 2008

CRIME	TOTAL	RACE											
		WHITE		BLACK		N.A. INDIAN		ASIAN/P.I.		OTHER		UNKNOWN	
		N	%	N	%	N	%	N	%	N	%	N	%
TOTAL	119	93	78.2	12	10.1	2	1.7	2	1.7	8	6.7	2	1.7
RAPE OF CHILD 1	1	1	100	.	.	.	.	.	.	.	.	.	.
RAPE 2	7	7	100	.	.	.	.	.	.	.	.	.	.
RAPE OF CHILD 2	4	3	75	.	.	.	.	.	.	.	.	1	25
CHILD MOLESTATION 1	46	40	87	1	2.2	2	4.3	.	.	3	6.5	.	.
IND LIBERTIES	6	6	100	.	.	.	.	.	.	.	.	.	.
NV SEX, CHILD	3	3	100	.	.	.	.	.	.	.	.	.	.
OTHER SEX CRIME	3	.	.	2	66.7	.	.	.	.	1	33.3	.	.
ASSAULT 2	40	27	67.5	7	17.5	.	.	1	2.5	4	10	1	2.5
KIDNAP 1	2	1	50	1	50	.	.	.	.	.	.	.	.
KIDNAP 2	2	2	100	.	.	.	.	.	.	.	.	.	.
BURGLARY 1	5	3	60	1	20	.	.	1	20	.	.	.	.

HISPANIC ORIGIN			
NON-HISPANIC		HISPANIC	
	%		%
82	68.9	37	31.1
1	100	.	.
4	57.1	3	42.9
2	50	2	50
31	67.4	15	32.6
4	66.7	2	33.3
3	100	.	.
2	66.7	1	33.3
28	70	12	30
2	100	.	.
1	50	1	50
4	80	1	20

# CCB Offenders

**TABLE C-B  
CCB OFFENDERS BEING SUPERVISED  
SUPERVISION STATUS BY CRIME CATEGORY  
AS OF DEC 31, 2008**

SUPERVISION STATUS	TOTAL	CRIME CATEGORY					
		SEX CRIME		ASSAULT, WITH SEXUAL MOTIVATION		PROPERTY, WITH SEXUAL MOTIVATION	
		N	%	N	%	N	%
<b>TOTAL</b>	<b>119</b>	70	58.8	44	37	5	4.2
<b>INS CUSTODY</b>	<b>18</b>	14	77.8	4	22.2	.	.
<b>DEPORTED</b>	<b>21</b>	8	38.1	12	57.1	1	4.8
<b>ACTIVE-FLD</b>	<b>72</b>	45	62.5	24	33.3	3	4.2
<b>SUS-DET.JAIL</b>	<b>1</b>	.	.	1	100	.	.
<b>CC ESCAPE</b>	<b>1</b>	.	.	1	100	.	.
<b>OUT OF STATE</b>	<b>3</b>	1	25	1	25	1	50
<b>PENDING FIELD</b>	<b>3</b>	2	66.7	1	33.3	.	.

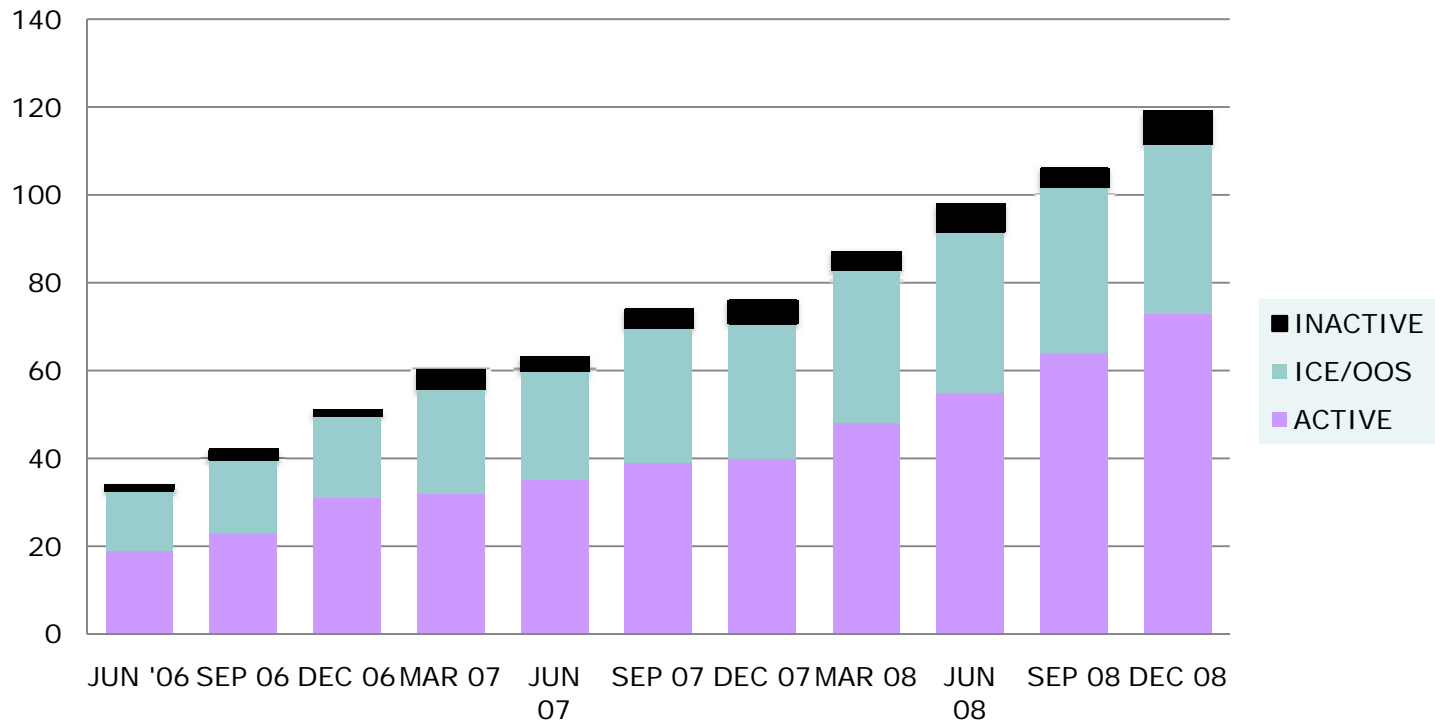
# CCB Offenders

TABLE C-C  
 CCB OFFENDERS BEING SUPERVISED  
 COUNTY OF SUPERVISION BY SUPERVISION STATUS  
 AS OF DEC 31, 2008

COUNTY OF SUPERVISION	TOTAL	SUPERVISION STATUS											
		INS CUSTODY		DEPORTED		ACTIVE-FLD		INACTIVE		ESCAPE		OOS	
		N	%	N	%	N	%	N	%	N	%	N	%
TOTAL	116	18	15.5	21	18.1	72	62.1	1	0.9	1	0.9	3	2.6
County of Supervision is not available.													

# CCB Offenders

## SUPERVISION STATUS AT THE END OF THE QUARTER



# CCB Offenders

TABLE C-D  
 CCB OFFENDERS BEING SUPERVISED  
 OFFENDER SEX BY AGE  
 AS OF DEC 31, 2008

SEX	TOTAL	AGE																			
		21 TO 24		25 TO 29		30 TO 34		35 TO 39		40 TO 44		45 TO 49		50 TO 54		55 TO 59		60 TO 64		65 AND OVER	
		N	%	N	%	N	%	N	%	N	%	N	%	N	%	N	%	N	%	N	%
TOTAL	119	8	6.7	30	25.2	19	16	17	14.3	19	16	13	10.9	2	1.7	8	6.7	1	0.8	2	1.7
MALE	117	8	6.8	29	24.8	19	16.2	17	14.5	18	15.4	13	11.1	2	1.7	8	6.8	1	0.9	2	1.7
FEMALE	2	.	.	1	50.	.	.	.	.	1	50.	.	.	.	.	.	.	.	.	.	.

# CCB Offenders

TABLE C-E  
 CCB OFFENDERS BEING SUPERVISED  
 SEX OFFENDER TREATMENT REQUIREMENTS  
 BY RISK CLASSIFICATION  
 AS OF DEC 31, 2008

SEX OFFENDER TREATMENT REQUIRED	TOTAL	RISK													
		HV		HNV		MOD		LOW		RMA		RMB		RMD	
		N	%	N	%	N	%	N	%	N	%	N	%	N	%
TOTAL	118	3	2.5	2	1.7	11	9.3	44	37.3	24	20.3	33	28	1	0.8
NO	22	1	4.5	.	.	.	.	7	31.8	7	31.8	6	27.3	1	4.5
YES	96	2	2.1	2	2.1	11	11.5	37	38.5	17	17.7	27	28.1	.	.



# CCB Offenders

---

For Information contact:

R. Peggy Smith  
Data, Planning and Research Administrator  
Indeterminate Sentence Review Board  
P.O. Box 40907  
Olympia, WA 98504-0907  
(360) 407-0670  
[rpsmith@doc1.wa.gov](mailto:rpsmith@doc1.wa.gov)